


Travancore Legislative Library

Section :

Title :



Stock No.



L. L. Form No. 1. 20,000. G. P. 1126. 26-4-1128.

16725

2-8-50



Contribution Section

MEMORANDUM
EXPLAINING
THE FINANCIAL STATEMENT
OF
THE COCHIN STATE
FOR THE YEAR 1093 M. E.
[*August 1917—August 1918 A. D.*]

I. INTRODUCTION.

Notwithstanding the continuance and intensifying of the perturbed conditions of commerce and trade, the finances of the State show a gratifying stability. The comparatively large balances do not however obviate the necessity for continued caution in the matter of expenditure. It is at least doubtful if the budget figures of income for the coming year can be regarded as approaching the normal for the future. The large increase under 'Abkari' is possibly due to temporary causes and a fall is not an unlikely contingency. The time when a serious contraction in the income from 'Forests' is inevitable, is now within sight and it is not easy to forecast the prospects and conditions of trade in the immediate future.

The remarks in the concluding paragraph of this memorandum will however show that the demands of progressive administrative requirements have received every attention and will serve to indicate the directions in which the expansion of future expenditure is likely to take place.

II. ACCOUNTS OF 1091.

2. The total receipts and expenditure under service heads amounted to Rs. 48,17,536 and Rs. 44,71,082 respectively, leaving a surplus of Rs. 3,46,454. Compared with the previous year, the revenue showed an improvement of Rs. 1,97,381. As explained at page 5 of the Administration Report for 1091, there was an increase of revenue under 'Salt', 'Stamps', 'Abkari', 'Railway', 'Registration', 'Education', etc., and a decline under 'Land Revenue', 'Customs', 'Forests', etc. The total disbursements of the year did not show any appreciable variation from those of 1090, there being an increase of only Rs. 11,289. Important variations under the different heads on the expenditure side have been explained in the Administration Report for 1091, pages 5 and 6. The increased expenditure under 'Sanitation and Conservancy', 'Railway', 'Education', 'Medical', 'Agriculture and Fisheries' and a few other heads was more or less compensated for by a decline under 'Public Works', 'Miscellaneous', 'Mechanical', 'Forests', etc., so that the net result of the financial operations of the year was not affected to any considerable extent.

The cash balance at the beginning of the year was Rs. 13,26,130. The transactions of the year raised the cash balance at the end of the year to Rs. 15,15,418 which with the sinking fund of Rs. 6,88,596 and the general balance investment of Rs. 12,16,460 brought the actual balance to the credit of the State to Rs. 34,20,274 at the end of 1091, as against Rs. 33,49,736 at the end of 1090.

III. REVISED ESTIMATE FOR 1092.

3. The budget estimates of receipts and expenditure for 1092 were Rs. 46,49,900 and Rs. 43,98,800 respectively. The budget thus anticipated a surplus of Rs. 2,51,100 at the end of the year. According to the present revised estimate, the receipts and expenditure are calculated to amount to Rs. 47,38,500 and Rs. 45,33,900 respectively so as to leave a surplus of Rs. 2,04,600. The net assets at the beginning of the year were Rs. 17,09,090. With the above surplus, it is reckoned that the year will close with a surplus balance of Rs. 19,13,690 to the credit of the State.

4. **RECEIPTS.**—Between the total budget and revised estimates of revenue for the year, the net variation amounts to only Rs. 88,600 which does not call for any special explanation. Important alterations under different heads have been explained in the consolidated statements. The following changes are however perhaps worthy of note.

The receipts under 'Land Revenue' are expected to show an increase over the budget forecast of Rs. 21,400, under 'Education' of Rs. 5,000, and under 'Railway' of Rs. 94,000. Under 'Land Revenue' the excess is under 'Capital receipts' in view mainly of the land value fetched in the auction sale of accretion lands at Narakkal and adjoining coastal areas and also owing to slightly increased collections of revenue under water cess and double crop charges. The increase under 'Education' is due to the large number of admissions in schools and that under 'Railway' represents actual figures due to enhanced rates of Railway fare and to the increase in traffic. In spite of this increase in receipts aggregating in all to about a lakh and a quarter, the net increase under receipts according to the revised estimate is expected to amount only to Rs. 88,600 as shown above. This decline in the net increase is brought about by decreases under certain other heads which are noted and explained below. A decrease of Rs. 10,000 is expected under 'Customs' due evidently to the disturbed trade conditions. 'Abkari' receipts are expected to fall short of the budget estimate by about Rs. 13,000, judging from the actual progress of revenue collection made in the course of the year. Receipts under 'Interest' fall by Rs. 10,000 owing to the transfer of funds from the current account with the National Bank to fixed deposits and that under 'Marine' by Rs. 6,000 due to the comparative inactivity at the Sirkar port owing to the war.

5. **EXPENDITURE.**—The forecast of total expenditure under service heads for 1092 according to the revised estimate is Rs. 45,33,900, as against the budget estimate of Rs. 43,98,800, thus exceeding the provisional budget of the year by Rs. 1,35,100. Of the heads of expenditure showing substantial increases, 'Miscellaneous' comes foremost with an excess over the budget of Rs. 1,20,300. This is due especially to two extraordinary items of expenditure not anticipated and provided for in the budget, *viz.*, the tour of His Highness the Raja to Upper India and

a subscription of Rs. 15,000 paid by His Highness to the Madras War fund in the year. 'Forests' is the next head under which a substantial increase of expenditure of Rs. 43,500 is provided. This is owing to the removal of timber by Sirkar agency from the forests to a much greater extent than was anticipated when the budget was framed, owing chiefly to the contract entered into with the Railway Company in the course of the year for the supply of fuel. There is an increase of Rs. 38,900 under 'Public Works' due to the transfer of the 'Water Works' allotment to 'Public Works' when the former department ceased to exist and Rs. 5,100 under 'Stamps' owing to refunds actually made in the year being much in excess of the budget provision. The total increase thus accruing over the budget is to a great extent neutralized by decreases under 'Education' (Rs. 5,000), due to savings under provisions made for opening of new divisions of classes, payment of salary grants to aided teachers, and scholarships not being fully availed of, 'Medical' (Rs. 10,000), 'Scientific, etc., Departments' (Rs. 8,300), due to the lump allotments provided for medical improvements and for geological survey not being fully utilised, 'Railway' (Rs. 54,000), due to actual charges under 'Maintenance and Capital' falling short of the provision made and 'Agriculture' (Rs. 10,400), owing chiefly to the contemplated reorganisation of the Department not being fully effected during the year.

The variations above enumerated result in raising the revised estimate of expenditure to the extent of Rs. 1,35,100 as already stated above.

6. **DEBT HEADS.**—The net transactions under the various heads have alone been shown in the consolidated statements.

7. **SINKING FUND.**—There was no transaction under this head during the year. The total credit of Rs. 6,88,396 under the head remains as it was in the previous year.

8. **INVESTMENTS.**—Of Rs. 6,13,700 shown in the revised estimate of disbursements under 'Investments of Sirkar money', a sum of Rs. 2,78,700 represents investments made by the Darbar in the war loan and Rs. 3,00,000 in Bank fixed deposits. A loan of Rs. 35,000 was also advanced to the Vaniampara Rubber Company Ltd., Trichur, from the general balance.

9. **OPENING AND CLOSING BALANCES.**—The cash balance at the beginning of 1092 was Rs. 15,15,418 and on the basis of the revised estimate it is expected to amount to Rs. 13,47,518 at its close. According to the revised estimate, the net surplus to the credit of the State at the end of 1092 will be Rs. 19,13,690 after providing for all liabilities against the State.

IV. BUDGET ESTIMATE FOR 1093.

10. The budget estimate of receipts under service heads for 1093 amounts to Rs. 48,96,100, as against the budget estimate of Rs. 46,49,900 and the revised estimate of Rs. 47,38,500 for 1092. The total budgetted expenditure for the year is Rs. 44,68,000, as against the budget and revised estimate of Rs. 43,98,800 and Rs. 45,33,900 respectively of 1092. The year's transactions under service heads are thus expected to result in a surplus of Rs. 4,28,100.

11. **RECEIPTS.**—The total revenue anticipated for the year shows an improvement of Rs. 2,46,200 over the budget and Rs. 1,57,600 over the revised estimate of 1092. The receipts under all heads are generally in keeping with the revised estimates except under 'Abkari' and 'Tobacco' under which there are appreciable increases of Rs. 1,59,500 and Rs. 11,900 respectively as the result of higher bids secured at the auction sales for the year. There is on the other hand a decrease under 'Forests' amounting to Rs. 21,000, the fall being mainly in receipts under timber removed by consumers and purchasers owing to the fact that no new coupes are proposed to be opened in the ensuing year.

12. **EXPENDITURE.**—The anticipated expenditure under all service heads for 1093 is Rs. 44,68,000. The corresponding figures under the budget and revised estimates of 1092 are Rs. 43,98,800 and Rs. 45,33,900. The budget of the ensuing year thus exceeds that of the current year by Rs. 69,200 and falls short of the current year's revised estimate by Rs. 65,900. The largest fall is under 'Miscellaneous', viz., Rs. 1,13,800, which is due to the fact that the revised estimate includes the two extraordinary items of expenditure of which mention was made above, whereas the budget shows only the normal expenditure under this head. There is appreciable decrease also under 'Forests' amounting to Rs. 89,900 owing to the smaller provision made for removal of timber by Sirkar agency. The decrease under 'Tramway' (Rs. 12,200) is due to reduction of establishment ordered in the course of this year, and under 'Stationery and Printing' (Rs. 5,400) due to the reduced provision made for the purchase of stationery. Compared with the revised estimate, increases are also noticeable under the following heads: 'Agriculture' (Rs. 72,200), due to the reorganisation of the Department and the initiation of a thorough reform in its operations, 'Education' (Rs. 38,800), due to the provision for increments accruing in the progressive salaries of teachers and the liberal system of grants to aided institutions, 'Scientific, etc., Departments' (Rs. 19,400), due to a lump provision made for investigation into industrial enterprises in the State, 'Public Works' (Rs. 15,100), due to provision for opening new roads, irrigation projects and improvements of the hospitals in the State and the Tramway extension survey and 'Medical' (Rs. 13,300), due mainly to provision made for opening new dispensaries and for scholarships.

13. **DEVASWAM FINANCES.**—The revised estimate of receipts and expenditure for 1092 amounts to Rs. 4,03,100 and Rs. 3,70,900 respectively, resulting in a net surplus of Rs. 32,200. The receipts and expenditure anticipated in 1093 amount to Rs. 4,01,700 and Rs. 3,85,700 respectively. The net surplus anticipated in 1093 is Rs. 16,000. The old balances to the credit of the Devaswams at the beginning of 1092 amounted to Rs. 9,81,376. The surplus to the credit of the Group Devaswams at the beginning of 1092 was Rs. 3,43,559, which, with the anticipated surpluses according to the revised estimate for the year and the budget estimate for 1093, will amount, at the end of 1092 and 1093, to Rs. 3,75,759 and Rs. 3,91,759 respectively.

14. **SINKING FUND.**—The repayment of the 1918 debenture loan of Rs. 10,00,000 being due in the course of the budget year, provision has been made for the transfer to the credit side of the accounts in the next year's budget of the amount of Rs. 6,88,396 standing to the credit of this fund.

15. **TOWN FUND.**—The provision made under 'Sanitation' includes a grant of Rs. 72,280 to the Town Councils for distribution as shown below:—

Ernakulam Town Council	...	Rs. 33,450
Mattanchery Town Council	...	Rs. 13,800
Trichur Town Council	...	Rs. 12,760
Chittur-Thattamangalam Town Council	...	Rs. 12,270

16. **OPENING AND CLOSING BALANCES.**—The year 1993 is anticipated to open with a cash balance of Rs. 13,47,518 and to close with a balance of Rs. 16,47,514. The detailed statement of Assets and Liabilities promises to leave a surplus of Rs. 23,41,790 at the disposal of the State at the end of the next year.

17. **CONCLUSION.**—A brief reference to the provisions made in the budget for the coming year which call for notice, will help to indicate the directions in which the efforts of the administration are being turned.

The increase under 'Education' is a continuation of an unbroken series of annual increases which have been a feature of the State's budgets for a number of years. Special allotments have been provided to carry into effect the scheme of lectures in rural areas, for the provident fund which it is proposed to organise for the benefit of teachers of aided schools, for adding to the number of village industrial schools first started in 1091, and for certain additional scholarships instituted for literary and technical study.

The improvement of medical aid has been dealt with in Diwan's Proceedings R. O. C. No. 3564/91 dated 17th January 1917 and provision has been made to give effect to the proposals there outlined. Two new dispensaries, including the itinerating dispensary already opened in Chittur Taluk, grants in aid of Ayurvedic Institutions, stipends for the training of indigenous midwives, have been provided for, while under the head 'Public Works' nearly half a lakh has been allotted for the extension of hospital accommodation and the improvement and modernising of the Ernakulam General Hospital.

The increase under 'Land Revenue' is mainly accounted for by the increased provision for grants to Village Panchayats, pending the issue of final orders on the question of Panchayat finance, and for the Department of Co-operative Societies, due to the expansion of its activities which has necessitated an increased staff and to the proposal to start a Vernacular journal dealing with co-operation.

Considerably increased expenditure is proposed under 'Agriculture' in consequence of the provision made for carrying out the programme of work detailed in Diwan's Proceedings R. O. C No. 435/90 dated 17th February 1917.

After considering the recommendations of the Committee appointed to examine the question of roads and communications, a five years' programme of work has been drawn up and enhanced provision has been made for this, for systematic outright repairs to roads, many of which have seriously deteriorated owing to the lack of such repairs for over 20 years, for the improvement of waterways which it is proposed to bring under maintenance now for the first time, for the improvement of village lanes and paths—a work which is to be entrusted as far as possible to Panchayats, local Village Committees or prominent individual landholders, and for increasing the maintenance allotments for the more important roads. The question of wet cultivation, both in the drier parts of the State, as well as in the areas liable to inundation has engaged the particular attention of the Darbar. The survey staff appointed for the examination of irrigation projects in Chittur Taluk has worked throughout the year. Its work here is approaching completion, but its continuance throughout the coming year is contemplated for the investigation of proposals in connection with the improvement of wet cultivation in the other taluks of the State, made in consultation with the interested ryots.

When these projects have all been examined in detail, it will be possible to initiate a definite forward policy in regard to irrigation and kindred matters which will, it is hoped, result in the material extension and improvement of cultivation.

It is proposed to complete the investigation of the rocks and earth deposits begun during the year and provision has been made for an examination of the commercial value of the finds brought to notice this year by the State Prospector.

The preliminary survey of the Falls in the Chalakudi River, which were brought prominently to notice during the recent Tramway Realignment Survey, has been recently completed and the promise so far given of the possibility of generating considerable electrical power, justifies the further examination of the project with the view to the preparation of estimates. Provision has been made for this. A final decision will have to be made in the coming year in regard to the Tramway. A separate note setting forth the prospects of the proposal for its future working, has been drawn up, and further reference to it here is unnecessary. All details connected with the survey of the new portion of the line are expected to be completed early in the year.

Enough has been said to indicate the nature of the future calls on the balances of the State and justify the policy of building up these reserves, without at the same time neglecting the demands of normal development.

TRICHUR, }
10th August, 1917. }

J. W. BHORE,

Diwan of Cochin.

— 5076 —

Ordinary Receipts.

HEADS OF REVENUE AND RECEIPTS	BUDGET	REVISED	BUDGET	ACCOUNTS
	ESTIMATE	ESTIMATE	ESTIMATE	
	1093	1092	1092	1091
	Rs.	Rs.	Rs.	Rs.
I. Land Revenue ...	11,54,600	11,57,600	11,36,200	11,45,792
II. Salt ...	4,48,600	4,46,500	4,46,200	4,03,786
III. Stamps ...	5,04,300	5,06,300	5,05,000	5,16,234
IV. Customs ...	1,50,000	1,50,000	1,60,000	1,70,760
V. Abkari ...	7,41,600	5,82,100	5,95,100	6,10,032
VI. Opium ...	22,700	22,600	22,500	14,913
VII. Tobacco ...	1,52,700	1,40,800	1,40,200	1,23,389
VIII. Forests ...	4,13,300	4,34,300	4,32,900	5,89,207
IX. Tramway ...	10,000	10,000	8,500	24,687
X. Registration ...	90,000	90,000	87,300	91,579
XI. Tribute ...	6,900	6,900	6,900	6,857
XII. Interest ...	83,000	82,000	92,000	94,369
XIII. Archaal ...	36,500	36,500	36,000	37,427
XIV. Law and Justice ...	9,000	11,200	8,500	10,491
XV. Mills ...	4,500	4,300	4,300	3,696
XVI. Police ...	2,300	2,300	2,500	2,472
XVII. Marine ...	3,200	3,200	9,200	4,201
XVIII. Education ...	1,30,800	1,28,700	1,28,700	1,27,837
XIX. Medical, Vaccination and Sanitation ...	8,800	9,800	9,000	11,601
XX. Stationery and Printing ...	9,600	9,600	9,600	6,649
XXI. Public Works ...	82,800	84,700	85,100	96,769
XXII. Railway ...	8,00,000	7,94,000	7,00,000	6,94,023
XXIII. Agriculture and Fisheries ...	26,400	20,600	24,700	21,833
XXIV. Miscellaneous ...	4,500	4,500	4,500	8,882
Total ..	43,96,100	47,38,500	46,49,900	48,17,536
XXV. Transfer from Sinking Fund for the repayment of Debentures ...	6,88,396
Total ordinary receipts ..	55,84,496	47,38,500	46,49,900	48,17,536

Debt Heads.

XXVI. Deposits.—				
(1) Civil Court Deposits, etc.
(2) Devaswams ...	16,000	32,200	18,600	...
(3) Provident Fund	329
(4) Town Fund	3,891
(5) Sinking Fund
(6) Palace Fund
XXVII. Advances Repayable	35,882
XXVIII. Remittances	22,252
XXIX. Investment withdrawn ...	3,00,000	1,22,750
XXX. State Loans
XXXI. Departmental balances
Total ..	3,16,000	32,200	18,600	1,85,104
Grand total, revenue and receipts ..	59,00,496	47,70,700	46,68,500	50,02,640
Opening balance ..	13,47,518	15,15,418	14,09,730	13,26,130

Ordinary Expenditure.

HEADS OF EXPENDITURE	BUDGET ESTIMATE 1093 Rs.	REVISED ESTIMATE 1092 Rs.	BUDGET ESTIMATE 1092 Rs.	ACCOUNTS 1091 Rs.
1. Land Revenue ...	2,05,900	2,05,200	2,00,500	1,97,124
2. Palace ...	3,92,000	3,92,000	3,92,000	3,92,000
3. Subsidy ...	2,00,100	2,00,100	2,00,100	2,00,089
4. Excise ...	2,02,700	2,05,300	2,04,900	2,05,043
5. Stamps ...	33,800	39,700	34,600	36,884
6. Customs (including Marine) ...	4,400	4,300	4,300	3,916
7. Forests ...	1,95,000	2,84,900	2,41,400	2,45,159
8. Tramway ...	1,22,800	1,35,000	1,35,100	1,21,520
9. Registration ...	44,800	46,600	43,700	45,435
10. Anchal ...	32,900	32,800	31,700	31,266
11. General Administration ...	96,000	92,700	94,200	91,880
12. Law and Justice ...	1,92,600	1,93,700	1,94,000	1,95,655
13. Jails ...	24,000	24,800	24,400	23,926
14. Police ...	1,11,700	1,14,400	1,14,600	1,15,303
15. Education ...	6,10,900	5,72,100	5,77,100	5,26,094
16. Religious ...	22,800	22,800	22,800	22,985
17. Charities ...	48,500	47,900	47,900	45,066
18. Medical ...	1,78,000	1,64,700	1,74,700	1,44,099
19. Vaccination ...	5,600	5,400	5,400	5,408
20. Sanitation and Conservancy ...	1,58,800	1,56,700	1,52,800	4,15,188
21. Pension and Gratuity ...	83,800	83,800	82,500	83,311
22. Stationery and Printing ...	78,100	83,500	83,500	56,081
23. Military ...	53,100	53,100	53,400	54,837
24. Public Works ...	6,66,400	6,51,300	6,12,400	5,17,346
25. Interest ...	37,700	41,000	37,700	36,810
26. Scientific, etc., departments ...	35,200	16,800	25,100	10,389
27. Cochin State Railway ...	4,00,000	3,96,000	4,50,000	4,86,389
28. Mechanical Department ...	17,600	13,900	14,500	9,128
29. Agriculture and Fisheries ...	1,30,500	58,300	68,700	38,957
30. Miscellaneous ...	81,300	1,95,100	74,800	1,13,794
Total ..	44,68,000	45,33,900	43,98,800	44,71,082
31. Payment towards Sinking Fund
Total, ordinary expenditure ..	44,68,000	45,33,900	43,98,800	44,71,082

Debt Heads.

32. Deposits ...				
(1) Civil Court deposits, etc. ...	80,000	20,000	90,000	30,194
(2) Devaswams	2,92,842
(3) Provident Fund	1,000	...
(4) Town Fund ...	2,500	3,400	10,800	...
(5) Sinking Fund	4,000
(6) Palace Fund	13,370
33. Advances repayable ...	50,000	18,200	18,200	...
34. Remittances
35. Investments	3,63,100
36. State Loans ...	10,00,000
37. Departmental Balances	1,864
Total ..	11,32,500	4,04,700	1,20,000	3,42,270
Grand total expenditure ..	56,00,500	49,38,600	45,18,800	48,13,352
Closing balance ..	16,47,514	13,47,518	15,59,430	15,15,418

*Financial Statement of the Cochin State for the year 1993 M. E.***Ordinary Heads.**

	Budget estimate 1093 Rs.	Revised estimate 1092 Rs.	Budget estimate 1092 Rs.	Accounts 1091 Rs.
Opening balance ...	+12,25,294	+10,20,694	+7,77,440	+6,74,240
Receipts (ordinary) ...	55,84,496	47,38,500	46,49,900	48,17,536
Charges ...	44,68,000	45,33,960	43,98,800	44,71,082
Surplus + or deficit— ...	+11,16,496	+2,04,600	+2,51,100	+3,46,454
Closing balance ...	+23,41,790	+12,25,294	+10,28,540	+10,20,694

Debt Heads.

Opening balance ...	+1,22,224	+4,94,724	+6,32,290	+6,51,890
Receipts (deposits, etc.) ...	3,16,000	32,200	18,600	1,85,104
Charges ...	11,32,500	4,04,700	1,20,000	3,42,270
Surplus + or deficit— ...	—8,16,500	—3,72,500	—1,01,400	—1,57,166
Closing balance ...	—6,94,276	+1,22,224	+5,30,890	+4,94,724

Total Ordinary and Debt Heads.

Opening balance ...	+13,47,518	+15,15,418	+14,09,730	+13,26,130
Receipts ...	59,00,496	47,70,700	46,68,500	50,02,640
Charges ...	56,00,500	49,38,600	45,18,800	48,13,352
Surplus + or deficit— ...	+2,99,996	—1,67,900	+1,49,700	+1,89,288
Closing balance ...	+16,47,514	+13,47,518	+15,59,430	+15,15,418

*Statement of Liabilities and Assets in the Cochin State for the year 1993 M.E.***Liabilities.**

	At the beginning of 1992	At the end of 1992	At the end of 1993
	Rs.	Rs.	Rs.
Debenture loans ...	10,00,000	10,00,000	...
Deposits including Devaswoms, Sinking Fund, Provident Fund and Town Fund ...	7,94,148	8,02,948	7,36,448
Remittances pending adjustment to the debit side ...	1,30,433	1,30,433	1,30,433
Total ...	19,24,581	19,33,381	8,66,881

Assets.

Advances recoverable ...	1,55,975	1,74,175	2,24,175
Remittances pending adjustment ...	54,052	54,052	54,052
Departmental balances ...	3,370	3,370	3,370
General balance investments ...	12,16,460	15,79,560	12,79,560
Sinking Fund investments ...	6,88,396	6,88,396	...
Cash balance ...	15,15,418	13,47,518	16,47,514
Total ...	36,33,671	38,47,071	32,08,671
Net surplus ...	17,09,090	19,13,690	23,41,790

THE
BUDGET ESTIMATE
 OF
RECEIPTS
 OF THE
COCHIN STATE
FOR THE YEAR 1093 M. E.

I. LAND REVENUE.

Minor heads	Budget estimate 1093	Revised estimate 1092.	Budget estimate 1092	Accounts 1091
	Rs.	Rs.	Rs.	Rs.
1	2	3	4	5
1. LAND REVENUE—				
(a) Current collections	10,00,500	10,00,000	10,00,000	9,99,195
(b) Arrear collections	3
(c) Capital	26,247	(1) 25,347	10,000	12,178
Total I (1)	10,26,747	10,25,347	10,10,000	10,11,376
2. (i) QUIT RENT (<i>Inam</i>)—				
(a) Current collections	9,000	9,200	9,200	9,187
(b) Arrears
(ii) QUIT RENT (<i>Coffee Estates</i>)				
(a) Current	8,849	10,025	10,400	10,041
(b) Arrears
Total I (2)	17,849	19,225	19,600	19,228
3. THIRUMULKAZHCHA—				
(a) Current	53,800	53,800	53,800	53,123
(b) Arrears
Total I (3)	53,800	53,800	53,800	53,123
4. MISCELLANEOUS—				
(a) Rent on Sirkar lands in British and Travancore	13,340	13,340	13,340	12,867
(b) Penalty for unauthorised occupations	1,000	1,100	800	1,113
(c) Rent on poramboke lands and usufructs of trees thereon	8,500	8,500	8,000	8,381
(d) Ground rent	4,861	4,895	4,861	4,843
(e) Interest on arrears	100	100	100	193
(f) Demand batta	500	500	500	598
(g) Sthana Kazhcha	82	82	89	88
(h) Water cess	9,000	9,867	8,000	9,230
(i) Renewal fees	50	50	50	24
(j) British assessment recovered from ryots	5,625	5,627	5,625	5,631
(k) Assessment of former years ordered to be collected during the year	500	1,400	500	3,438
(l) Occasional double crop charges	9,000	10,300	7,500	10,062
Carried over	10,98,396	10,98,372	10,83,400	10,84,027

(1) Increase is due to sale of accretion lands.

RECEIPTS

I. LAND REVENUE.—cont.

Minor heads	Budget estimate	Revised estimate	Budget estimate	Accounts
	1093	1092	1092	1091
	Rs.	Rs.	Rs.	Rs.
Brought forward ...	10,98,396	10,98,372	10,83,400	10,84,027
(m) Sale proceeds of trees on Sirkar lands	20	...	4
(n) Stamping fees ...	300	300	300	333
(o) Receipts on account of Survey Department ...	700	700	500	1,626
(p) Quarrying fees ...	400	400	350	400
(q) Devasthanam contribution ...	1,650	1,650	1,650	1,626
(r) Other items ...	600	600	600	928
Total I (4) ...	56,208	59,231	52,765	61,765
Total ...	11,54,604	11,57,603	11,36,165	11,45,792
Add or deduct for rounding ...	4	3	35	...
Total I ...	11,54,600	11,57,600	11,36,200	11,45,792

II. SALT.

(1) Sale of salt ...	4,45,000	4,43,000	4,43,000	4,00,754
(2) Salt supplied to the fish-curing yard ...	3,000	3,000	3,000	2,557
(3) Salt supplied to the Agricultural Department ...	50	50
(4) Fines and forfeitures ...	100	100	3	20
(5) Boat fees ...	100	25
(6) Miscellaneous ...	300	300	200	455
Total ...	4,48,550	4,46,475	4,46,203	4,03,786
Add or deduct for rounding ...	50	25	3	...
Total II ...	4,48,600	4,46,500	4,46,200	4,03,786

III. STAMPS.

1. Sale of non-judicial stamps—				
(a) One anna receipt stamps ...	11,000	11,000	12,000	11,602
(b) Hundi stamp papers ...	6,000	6,000	6,000	5,882
(c) Other general stamps ...	1,58,000	1,58,500	1,60,000	1,67,289
(d) Special adhesive labels ...	2,000	2,000	2,000	1,965
Total (1) ...	1,77,000	1,77,500	1,80,000	1,86,738
2. Sale of Court-fee stamps—				
(a) Stamp papers ...	1,30,000	1,30,000	1,30,000	1,34,385
(b) Labels ...	1,92,000	1,94,000	1,89,400	1,89,375
Total (2) ...	3,22,000	3,24,000	3,19,400	3,23,760
3. Stamps supplied to Cranganur ...	800	600	700	367
Total (3) ...	800	600	700	367
4. Duty on impressing documents—				
(a) Unstamped papers ...	300	150	500	522
(b) Insufficiently stamped papers ...	400	250	600	571
(c) Embossing one anna hundi stamps ...	100	100	100	116
(d) Other items
Total (4) ...	800	500	1,200	1,209
5. Fines and penalties ...	3,500	3,500	3,500	3,923
Total (5) ...	3,500	3,500	3,500	3,923
6. Miscellaneous—				
(a) Adjudication fees ...	75	75	75	51
(b) Compounding fees ...	75	75	75	94
(c) Other items ...	75	50	75	92
Total (6) ...	225	200	225	237
Total ...	5,04,325	5,06,300	5,05,025	5,16,234
Add or deduct for rounding ...	25	...	25	...
Total III ...	5,04,300	5,06,300	5,05,000	5,16,234

IV. CUSTOMS.

Minor heads	Budget estimate 1993	Revised estimate 1992	Budget estimate 1992	Accounts 1991
	Rs.	Rs.	Rs.	Rs.
(1) Amount under the Interportal Trade Convention	(1) 1,50,000	(1) 1,50,000	1,60,000	1,70,760
(2) Customs collections at the Sirkar ports
(3) Miscellaneous
Total	1,50,005	1,50,005	1,60,005	1,70,760
Add or deduct for rounding	5	5	5	...
Total IV	1,50,000	1,50,000	1,60,000	1,70,760

V. ABKARI.

A.—ABKARI.				
(1) Toddy monopoly—	2,16,833
(a) Current collections	...	(2) ...	10,000	14,000
(b) Arrear collections	...	438	700	1,338
(c) Interest on arrears
Total V. A. (1)	...	438	10,700	2,32,771
(2) Rent of independent toddy shops—
(a) Current collections	(3) 4,62,325	3,31,440	3,31,440	99,840
(b) Arrear collections	600	4
(c) Interest on arrears	700	700	300	290
Total V. A. (2)	4,63,025	3,32,140	3,32,340	1,00,134
(3) Rent of independent arrack shops—
(a) Current collections	(4) 60,687	47,241	47,241	58,081
(b) Arrear collections	3,000	(5) 500	3,000	6,735
(c) Interest on arrears	200	300	300	616
Total V. A. (3)	63,987	48,041	50,541	65,432
(4) Excise duty on liquor issued from the distillery	1,25,000	1,20,000	1,20,000	1,17,937
(5) Fees for licenses for
(a) Sale of foreign liquor	(6) 3,000	2,000	2,000	3,181
(i) Interest on arrears	5	5	5	4
(b) Tapping for jaggery toddy	10,000	10,000	10,000	8,354
(c) Tapping for fermented toddy	(7) 60,000	53,000	53,000	66,765
(ii) Interest on arrears	70	70	70	116
Total V. A. (5)	73,075	65,075	65,075	78,420
(6) Fines and forfeitures	7,000	7,000	7,000	8,705
(7) Miscellaneous	500	500	500	779
Total V. A.	7,32,587	5,73,194	5,86,156	6,04,198
Add or deduct for rounding	13	6	44	...
Total V. A.	7,32,600	5,73,200	5,86,200	6,04,198
B. GANJA.				
(1) Rent of farms—
(a) Current collections	8,777	8,725	8,725	5,824
(b) Arrear collections
Total V. B. (1)	8,777	8,725	8,725	5,824
(2) Interest on arrears	70	70	50	25
(3) Fines and forfeitures	100	30	100	...
(4) Miscellaneous	50	50	50	35
Total V. B.	8,997	8,875	8,925	5,884
Add or deduct for rounding	3	25	25	...
Total V. B.	9,000	8,900	8,900	5,884
Total V.	7,41,600	5,82,100	5,95,100	6,10,082

- (1) Decrease is due to disturbed trade conditions.
- (2) No arrears were left for collection.
- (3) Increase is due to higher rentals secured.
- (4) Increase is due to higher rentals secured.
- (5) Decrease is due to the absence of arrears anticipated.
- (6) Increase is due to higher rentals secured.
- (7) Increase is due to the increase in the number of trees.

RECEIPTS

VI. OPIUM.

Minor heads	Budget estimate 1093	Revised estimate 1092	Budget estimate 1092	Accounts 1091
	Rs.	Rs.	Rs.	Rs.
(1) Rent of farms { (a) Current collections ...	22,156	22,025	22,025	14,621
{ (b) Arrear collections
Total VI (1)	22,156	22,025	22,025	14,621
(2) Interest on arrears ...	200	200	150	69
(3) Fines and forfeitures ...	250	250	250	116
(4) Miscellaneous ...	100	100	100	107
Total	22,706	22,575	22,525	14,913
Add or deduct for rounding	6	25	25	...
Total VI	22,700	22,600	22,500	14,913

VII. TOBACCO.

(1) Rent of shops { (a) Current collections ...	(1) 1,49,844	1,37,928	1,37,928	1,21,446
{ (b) Arrear collections ...	800	800	800	711
Total VII (1)	1,50,644	1,38,728	1,38,728	1,22,157
(2) Interest on arrears ...	500	500	400	430
(3) Fines and forfeitures ...	1,500	1,500	1,000	743
(4) Miscellaneous ...	100	100	50	59
Total	1,52,744	1,40,828	1,40,178	1,23,389
Add or deduct for rounding	44	23	22	...
Total VII	1,52,700	1,40,800	1,40,200	1,23,389

VIII. FORESTS.

(a) Timber and other produce removed from the forests by Sirkar agency ...	3,63,450	(2) 2,96,780	3,66,450	4,25,926
(b) Do by consumers or purchasers ...	(5) 24,300	(3) 98,570	36,300	97,701
(c) Confiscated forest produce, drift and waif-wood ...	500	1,290	500	682
(d) Stores and elephants—				
(1) Sale proceeds of stores and tusks }				121
(2) Sale and hire of elephants }	8,000	(4) 10,420	2,000	1,318
(e) Miscellaneous ...	(6) 17,000	32,280	27,660	63,459
Total	4,13,250	4,34,340	4,32,910	5,89,207
Add or deduct for rounding	50	40	10	...
Total VIII	4,13,300	4,34,300	4,32,900	5,89,207

IX. TRAMWAY.

(1) Traffic carried for the public ...	8,000	8,000	6,500	15,313
(2) Sundries ...	2,000	2,000	2,000	9,374
Total IX	10,000	10,000	8,500	24,687

- (1) Increase is due to higher rentals secured.
- (2) Decrease is due to the reduction in the quantity of teak sold to the lessee of the Trichur Timber and Saw Mills owing to the expiry of the contract.
- (3) Increase is due to the increased sale of timber from coupes worked on seigniorage and from assigned lands.
- (4) Increase is due to sale of elephants not anticipated in the budget.
- (5) No new coupes are proposed to be opened during 1093. Hence the decrease.
- (6) Decrease is due to the fact that no large extent of land is proposed to be leased for plantation purposes and that the sale of the remaining portion of the Chittur Kanom exclusions has been put off temporarily.

X. REGISTRATION.

Minor heads	Budget estimate 1993	Revised estimate 1992	Budget estimate 1992	Accounts 1991
	Rs.	Rs.	Rs.	Rs.
(1) Fees for registering documents ...	79,300	79,300	75,000	79,055
(2) Fees for copies of registered documents ...	3,040	3,040	3,600	3,647
(3) Search fees ...	3,060	3,060	3,300	3,123
(4) Miscellaneous ...	4,600	4,600	4,600	4,339
Total X ...	(1) 90,000	(1) 90,000	87,300	91,579

XI. TRIBUTE.

Tribute from Cranganur ...	6,900	6,900	6,900	6,857
----------------------------	-------	-------	-------	-------

XII. INTEREST.

1. Interest on agricultural loans ...	—	—	—	—
2. do money deposited in Bank ...	83,000	82,000	92,000	94,369
3. do Co-operative loans ...				
4. Miscellaneous ...	—	—	—	—
Total XII ...	83,000	(2) 82,000	92,000	94,369

XIII. ANCHAL.

(1) Sale of stamps ...	33,100	33,100	33,100	34,259
(2) Miscellaneous ...	3,400	3,400	2,900	3,168
Total XIII ...	36,500	36,500	36,000	37,427

XIV. LAW AND JUSTICE.

1. Civil—				
(a) Comparing fees ...	200	175	210	181
(b) Fines and forfeitures ...	20	5	20	16
(c) Miscellaneous ...	580	1,600	520	683
Total XIV (1) ...	800	1,780	750	880
2. Criminal—				
Fines levied in { (a) Sessions Courts ...	400	700	400	102
{ (b) Magistrates' Courts ...	6,000	6,300	5,500	7,387
(c) Forfeitures ...	500	1,000	450	801
(d) Miscellaneous ...	200	280	400	417
Total XIV (2) ...	7,100	8,280	6,750	8,687
3. Factories ...	1,100	1,100	1,000	924
Total ...	9,000	11,160	8,500	10,491
Add or deduct for rounding	40
Total XIV ...	9,000	11,200	8,500	10,491

XV. JAILS.

(1) Sale proceeds of Jail manufacture ...	4,300	4,000	4,000	3,418
(2) Miscellaneous ...	300	300	300	278
Total XV ...	4,500	4,300	4,300	3,696

(1) Increase is due to increased facilities afforded for registration.

(2) Interest on a portion of the investments falls due only in 1993 and hence the decrease.

RECEIPTS

XVI. POLICE.

Minor heads	Budget estimate 1093	Revised estimate 1092	Budget estimate 1092	Accounts 1091
	Rs.	Rs.	Rs.	Rs.
(1) Contribution from private parties for police guard supplied	1,365	1,365	1,250	1,070
(2) Receipts under the Arms Regulation	10	10	250	238
(3) Miscellaneous	75	75	250	243
Total	1,450	1,450	1,750	1,551
(4) Cattle pound receipts:—				
(a) Fines on stray cattle	445	445	345	488
(b) Sale of impounded cattle	200	200	185	129
(c) Fees for feeding	185	185	160	249
(d) Sundry receipts	50	50	50	55
Total	880	880	740	921
Total	2,330	2,330	2,490	2,472
Add or deduct for rounding	30	30	10	...
Total XVI	2,300	2,300	2,500	2,472

XVII. MARINE.

(1) Port dues	...	(1) 3,000	9,000	3,983
(2) Miscellaneous	...	200	200	218
Total XVII	...	3,200	9,200	4,201

XVIII. EDUCATION.

1. Ernakulam College—				
(a) Fees	25,000	24,500	24,500	24,484
(b) Fines
(c) Miscellaneous	1,000	990	990	1,301
Total XVIII (1)	26,000	25,490	25,490	25,785
2. District schools—				
(a) Fees	71,000	71,000	66,500	70,204
(b) Fines	...	1	...	3
(c) Miscellaneous	1,250	1,250	2,250	2,078
Total XVIII (2)	72,250	72,251	68,750	72,285
3. Primary schools—				
(a) Fees	9,400	8,450	8,300	8,335
(b) Fines	...	10	...	17
(c) Miscellaneous	150	115	125	119
Total XVIII (3)	9,550	8,575	8,425	8,471
4. Training school—				
(a) Fees	1,400	1,300	1,300	1,304
(b) Fines
(c) Miscellaneous	12	12	12	26
Total XVIII (4)	1,412	1,312	1,312	1,330
5. Girls' schools—				
(a) Fees	9,000	8,200	7,900	8,300
(b) Fines	...	3	...	6
(c) Miscellaneous	285	282	285	225
Total XVIII (5)	9,285	8,485	8,085	8,540
6. Commercial, Industrial, etc., schools—				
(a) Fees	1,750	1,550	1,750	1,359
(b) Fines
(c) Miscellaneous	550	550	550	268
Total XVIII (6)	2,300	2,100	2,300	1,627
Carried over	1,20,797	1,18,213	1,14,362	1,18,038

(1) Decrease is due to inactivity at the Sirkar Port consequent on the War.

XVIII. EDUCATION. - cont.

Minor heads	Budget estimate 1093	Revised estimate 1092	Budget estimate 1092	Accounts 1091
	Rs.	Rs.	Rs.	Rs.
Brought forward	1,20,797	1,18,213	1,14,362	1,18,033
7. Miscellaneous—				
(a) Hostel room rent	2,100	2,100	2,100	1,934
(b) Examination fees	7,790	8,100	7,100	7,015
(c) Other items	130	270	130	767
Total XVIII (7)	10,020	10,470	9,330	9,799
Total	1,30,817	1,28,683	1,23,692	1,27,837
Add or deduct for rounding	17	17	8	...
Total XVIII	1,30,800	1,28,700	1,23,700	1,27,837

XIX. MEDICAL, VACCINATION AND SANITATION.

(1) Contribution for the upkeep of Hospitals and dispensaries	...	1,000	...	11,601
(2) Sale proceeds of unserviceable articles	200	200	100	
(3) Receipts from markets, etc., in rural parts	8,000	8,000	8,000	
(4) Receipts from the sale of lands, etc., in the Ennakulam foreshore and Palathode and Padiathode canal sites	
(5) Fees collected from special pay wards	500	500	700	
(6) Miscellaneous	100	100	200	
Total XIX	8,800	9,800	9,000	11,601

XX. STATIONERY AND PRINTING.

(1) Sale proceeds of stationery	5,000	5,000	5,000	2,520
(2) Subscription to the Sirkar Gazette	1,250	1,250	1,300	1,280
(3) Sale proceeds of Acts and Books	1,100	1,100	1,100	1,075
(4) Amount paid for private work done by the Press	2,000	2,000	2,000	1,478
(5) Miscellaneous	200	200	150	296
Total	9,550	9,550	9,550	6,649
Add or deduct for rounding	50	50	50	..
Total XX	9,600	9,600	9,600	6,649

XXI. PUBLIC WORKS.

(1) Rent of sirkar buildings	18,000	18,000	20,000	18,305
(2) (a) Toll receipts	30,000	30,000	30,000	25,959
(b) Interest on arrears
(3) (a) Ferry receipts	22,060	22,100	22,100	25,447
(b) Interest on arrears
(4) Fees paid for the use of Travellers' Bungalows	300	289	350	289
(5) Sale of unserviceable materials, etc.	1,000	1,000	1,000	1,346
(6) Sale of buildings	1,500	3,000	3,000	20,030
(7) Contribution in aid of public works	500	1,758	700	500
(8) Miscellaneous	1,000	1,500	1,500	1,126
(9) Receipts on account of supervision over construction works	6,000	5,925	5,925	2,892
(10) Stock	1,000	1,000	500	815
(11) Water works receipts	200	100
Total	82,800	84,672	85,075	96,769
Add or deduct for rounding	...	28	25	...
Total XXI	(1) 82,800	84,700	85,100	96,789

XXII. RAILWAY.

Railway receipts	(2) 8,00,000	(2) 7,94,000	7,00,000	6,94,023
------------------	--------------	--------------	----------	----------

- (1) Decrease is mainly due to the sale of a building which had been leased.
 (2) Increase is due to the increase in traffic anticipated.

XXIII. AGRICULTURE AND FISHERIES.

Minor heads	Budget estimate 1093	Revised estimate 1092	Budget estimate 1092	Accounts 1091
	Rs.	Rs.	Rs.	Rs.
A. Agriculture proper:—				
1. Agriculture				
(a) Sale proceeds of grain and other produce ...	(2) 6,200	(1) 1,330	2,500	3,478
(b) Sale proceeds of manure	203	...	33
2. (a) Sale of cattle ...	300
(b) Hire of cattle	157	...	12
3. (a) Sale of implements	5	...	8
(b) Hire of implements	4
4. Receipts on account of public gardens in charge of the Agricultural department ...	2,300	2,260	2,200	2,328
5. Receipts on account of seed and manure depots	497	500	559
6. Miscellaneous	100	2,000	172
Total A. ...	8,800	4,552	7,200	6,594
B. Fisheries:—				
1. Rent on fishing stakes and chinose nets ...	8,500	7,800	8,500	7,014
2. Do inland fisheries ...	4,500	4,400	4,000	3,452
3. Fines and forfeitures ...	400	250	250	629
4. Miscellaneous ...	200	100	200	49
Total B. ...	13,600	12,550	12,950	11,144
C. Avenues:—				
1. Sale of avenues and wind fallen branches ...	2,000	2,000	2,000	1,984
2. Sale of usufructs ...	2,000	(3) 1,500	2,500	2,111
Total C. ...	4,000	3,500	4,500	4,095
Total ...	26,400	20,602	24,650	21,833
Add or deduct for rounding	2	50	...
Total XXIII ...	26,400	20,600	24,700	21,833

XXIV. MISCELLANEOUS.

(1) Miscellaneous fees, fines and forfeitures ...	4,500	4,500	4,500	8,882
(2) Sale proceeds of Sirkar properties other than buildings ...				
(3) Contribution for establishment entertained for Cranganur estates and private bodies ...				
(4) Sale of skins of wild animals, etc., destroyed ...				
(5) Unclaimed deposits lapsed to the Sirkar ...				
(6) Palace receipts ...				
(7) Pensionary contribution ...				
(8) Motor cars and boat receipts ...				
(9) Other items ...				
Total XXIV ...	4,500	4,500	4,500	8,882

XXV. TRANSFER FROM SINKING FUND FOR THE REPAYMENT OF DEBENTURES.

Transfer from Sinking Fund for the repayment of debentures ...	6,88,396
--	----------	-----	-----	-----

XXVI. DEPOSITS.

1. (a) Civil Court deposits ...	4,80,000	4,80,000	4,40,000	4,08,153
(b) Revenue do ...				
(c) Criminal do ...				
(d) Security do ...				
(e) P. W. Contribution ...	1,00,000	1,00,000	1,00,000	2,47,271
(f) Personal deposits ...	50,000	50,000	30,000	25,651
Total (1) ...	6,30,000	6,30,000	5,70,000	6,81,075
Carried over ...	6,30,000	6,30,000	5,70,000	6,81,075

(1) The decrease is due to the abolition of the Taluk Agricultural Farms.

(2) The increase is due to the opening of the Central Agricultural Farm at Ollukara village.

(3) The decrease is due to the decrease in the sale proceeds of the avenue trees in the Chittur Taluk.

XXVI. DEPOSITS.—cont.

Minor heads	Budget estimate 1993	Revised estimate 1992	Budget estimate 1992	Accounts 1991
	Rs.	Rs.	Rs.	Rs.
Brought forward	6,30,000	6,30,000	5,76,000	6,31,075
2. Devaswams—				
(1) Land rents—				
(a) Current collections	2,99,308	2,98,868	2,98,700	
(b) Arrears	3,200	4,650	2,500	
(2) Land Revenue Miscellaneous	12,160	14,356	9,100	
(3) Other receipts	87,049	85,289	86,735	
Total	4,01,717	4,03,113	3,97,035	4,95,825
Add or deduct for rounding	17	13	35	...
Total (2)	4,01,700	4,03,100	3,97,000	4,95,825
3. Provident Fund	32,000	20,000	16,000	17,124
4. Town Fund—				
(a) Contribution from Government	72,280	57,715	56,215	
(b) House tax	21,950	23,395	24,150	
(c) Fines and penalties	675	625	575	
(d) Income from markets	9,260	8,557	8,250	
(e) License fee collections	4,200	4,033	4,560	
(f) Profession tax	9,337	9,260	8,500	
(g) Tolls	16,320	16,089	15,640	
(h) Miscellaneous	28,171	26,959	24,341	
Total	1,62,093	1,46,633	1,42,231	...
Deposits, etc.	10,500	25,373	9,500	...
Total	1,72,593	1,72,006	1,51,731	1,41,993
Add or deduct for rounding	7	6	31	...
Total (4)	1,72,600	1,72,000	1,51,700	1,41,993
5. Sinking Fund	6,88,396	4,000	4,000	4,000
Add or deduct for rounding	4
Total	6,88,400	4,000	4,000	4,000
6. Palace Fund	3,92,000	3,92,000	3,92,000	4,00,575
Total XXVI	23,06,700	16,21,100	15,30,700	17,40,592

XXVII. ADVANCES REPAYABLE.

(a) Objection book advance	...			
(b) Revenue Survey advance	...			
(c) Palace advance	...			
(d) Forest advance	...			
(e) Tramway advance	...			
(f) Water Works advance	...			
(g) Public Works advance	...			
(h) Permanent advance	...			
(i) Advance for the purchase of opium and ganja	...	2,50,000	3,50,000	2,50,000
(j) Agricultural advance	...			
(k) Advance on account of weights and measures	...			
(l) Railway advance	...			
(m) Advances for the supply of scientific apparatus to the College recoverable from the students	...			
(n) Advance for the purchase of co-operative registers	...			
(o) Advance to Co-operative Societies	...			
(p) Suspense accounts	...			
(q) Technical advance	...			
				3,32,981

RECEIPTS

XXVIII. REMITTANCES.

Minor heads	Budget estimate 1093	Revised estimate 1092	Budget estimate 1092	Accounts 1091
	Rs.	Rs.	Rs.	Rs.
(a) Forest remittances
(b) do cheques adjusted
(c) Tramway remittances
(d) do cheques adjusted
(e) Water Works remittances
(f) do cheques adjusted
(g) P. W. remittances
(h) do cheques adjusted
(i) Cranganur remittances
(j) Miscellaneous remittances	40,00,000	40,00,000	50,00,000	52,87,986
(k) British Post office remittances
(l) Interest cheques payable
(m) British pension remittances
(n) Travancore do do
(o) Military do do
(p) Bank remittances
(q) Rundi do

XXIX. INVESTMENTS WITHDRAWN.

Investments withdrawn	...	3,00,000	2,50,550	...	1,56,000
Add or deduct for rounding	50
Total XXIX	...	3,00,000	2,50,600	...	1,56,000

XXX. STATE LOANS.

State Loans	70,000
-------------	-----	-----	--------	-----	-----

XXXI. DEPARTMENTAL BALANCES.

Departmental balances	...	4,000	4,000	4,000	3,560
-----------------------	-----	-------	-------	-------	-------

THE BUDGET ESTIMATE

OF EXPENDITURE OF THE COCHIN STATE FOR THE YEAR 1093 M. E.

1. LAND REVENUE.

Numbers			Budget estimate 1093		Revised estimate 1092		Budget estimate 1092		Accounts 1091	
			Rs.	Rs.	Rs.	Rs.	Rs.	Rs.	Rs.	Rs.
		LAND REVENUE PROPER.								
1	1	Diwan Peishkar (350-850) ...	8,350		7,985		7,750		7,547	
5	5	Tahsildars (200), 2 (175), 2 (150) ...	10,200		10,200		10,200		12,412	
1	1	Land Record Superintendent (150-200) ...	2,400		1,980		2,280			
		Leave allowance		600		...			
				20,950		20,715		20,230		19,959
		DIWAN PEISHKAR'S OFFICE ESTABLISHMENT.								
13	13	Manager (70-90), Head clerk (50), Clerks (45), (40), (35), (30), 3 (25), (15), Record keeper (20), Typists 2 (15-25) ...	5,374		5,350		5,350		6,185	
11	11	Servants— Attender (10), Duffadar (10), Peons 3 (8), 5 (7), Masapidy (6) ...	1,020		1,020		1,020			
		Leave allowance		400		...			
				6,394		6,770		6,370		6,585
		TAHSILDARS' ESTABLISHMENT.								
5	5	Samprathies (60), (50), 2 (45), (40) ...	2,880		2,875		2,875			
19	19	Revenue Inspectors 8 (45) 11 (35) ...	8,940		8,940		8,940			
48	48	Clerks 2 (35), 4 (30), 7 (25), 14 (20), 16 (15) ...	10,620		10,620		10,620			
10	10	Shroffs (40), (30), 2 (25), (20-30), (20), 2 (15-20), and Attenders 2(10) ...	2,678		2,587		2,572			
		Carried over ...		27,344		27,485		26,600		26,544

1. LAND REVENUE —cont.

Numbers		Budget estimate 1093		Revised estimate 1092		Budget estimate 1092		Accounts 1091	
1092	1093	Rs.	Rs.	Rs.	Rs.	Rs.	Rs.	Rs.	Rs.
			27,344		27,485		26,600		26,544
78	78								
			6,456		6,432		6,432		
10	10								
			4,032		3,579		3,883		
11	11								
			1,032		1,032		1,032		
6	6								
			1,344		1,334		1,284		
			...		600	
			37,977		37,999		37,638		39,482
160	160								
			25,308		25,308		25,308		
187	187		24,120		24,120		24,120		
			228		228		228		
354	354								
			21,996		21,996		21,996		
			192		192		192		
			...		2,500		...		
			71,844		74,344		71,844		75,857
5	5								
			624		981		624		776
			5,400		7,248		7,248		3,401
			3,000		3,000		3,000		2,682
			1,18,500		14,528		14,000		7,527
			16,000		15,000		15,000		16,381
			300		300		300		348
			250		250		250		30
			1,500		1,500		1,500		519
			6,000		6,000		6,000		5,807
			1,200		1,200		1,200		4,403
			45,750		41,778		41,250		37,692
			1,88,929		1,89,835		1,85,204		1,83,752

Allowances
Supplies and
Services

(1) Increase is due to the introduction of the Village Panchayat system in certain additional Villages.

1. LAND REVENUE.—*cont.*

	Numbers		Budget estimate 1093		Revised estimate 1092		Budget estimate 1092		Accounts 1091	
	1092	1093	Rs.	Rs.	Rs.	Rs.	Rs.	Rs.	Rs.	Rs.
				1,88,939		1,89,835		1,85,204		1,82,752
<i>Contingencies—</i>			Brought forward ...							
			Purchase and repair of furniture ... (1)	1,500		650	650		617	
			Tour charges ...	1,000		1,000	1,000		1,139	
			Cleaning charges ...	807		807	807		805	
			Telegraph charges ...	50		50	50		19	
			Postage charges ...	75		77	60		73	
			Cost of service labels ...	2,500		2,500	2,500		2,610	
			Office expenses, rents, rates and taxes ...	2,000		2,000	2,000		2,235	
			Miscellaneous ...	1,660		1,660	1,660		1,295	
				9,592		8,744		8,727		8,793
			Refunds ...	1,500		1,500	1,500			369
			STAMPING WEIGHTS AND MEASURES.							
			Establishment ...	150		150	150		90	
			Other charges ...	30		30	30		45	
				180		180		180		135
			Total ...	2,00,211		2,00,259		1,95,611		1,93,049
			Co-operative Credit Societies.							
<i>Salary—</i>	1	1	Registrar of Co-operative Societies (150-250) ...	1,775		1,500		1,500		
<i>Establishment</i>	3	4	Inspector (35-50), Clerks (30), (15) Typist clerk (15-25) ...			1,078		1,029		
	3	4	Servants, peons 2 (8), (7), Masapidy (6) ...	1,560						
				3,335		2,578		2,529		2,210
<i>Allowances</i>			Travelling allowance ...	1,700		1,500		1,500		1,417
<i>Supplies and Services—</i>			Purchase and repair of furniture ...	100		100	100		80	
			Purchase of books and periodicals ...	65		70	65		46	
			Tour charges ...	200		200	200		198	
			Service labels ...	60		51	42		35	
			Office expenses ...	80		425	412		78	
<i>Contingencies</i>			Miscellaneous ...	140		15	15		11	
				345		861		834		448
				5,680		4,939		4,863		4,075
			Total ...	2,05,891		2,05,198		2,00,474		1,97,124
			Add or deduct for rounding ...	9		3		26		...
			Total 'Land Revenue' ...	2,05,900		2,05,200		2,00,500		1,97,124

(1) Increase is due to the provision for the supply of furniture to Village offices.

DISBURSEMENTS

2. PALACE.

Numbers	1092, 1093		Budget estimate 1093		Revised estimate 1092		Budget estimate 1092		Accounts 1091	
			Rs.	Rs.	Rs.	Rs.	Rs.	Rs.	Rs.	Rs.
			(a) Fixed allowances ...		2,46,600		2,46,600		2,46,600	
(b) Ceremonies ...		68,000		68,000		68,000		68,000		
(c) Tour charges ...		10,000		10,000		10,000		10,000		
(d) Education ...		7,000		7,000		7,000		7,000		
(e) General Palace Fund ...		48,400		48,400		48,400		48,400		
(f) Miscellaneous :-										
(1) Cost of vessels supplied to Palaces ...										
(2) Furniture supplied to Palaces ...		12,000		12,000		12,000		12,000		
(3) Excise value of salt supplied to Palaces ...										
(4) Up-keep of outlying Palaces ...										
(5) Miscellaneous ...										
Total 'Palace' ...		3,92,000		3,92,000		3,92,000		3,92,000		

3. SUBSIDY.

Subsidy to the British Government ...		2,00,089		2,00,089		2,00,089		2,00,089
Add for rounding ...		11		11		11		...
Total 'Subsidy' ...		2,00,100		2,00,100		2,00,100		2,00,089

4. EXCISE.

Salaries—	1	1	Superintendent (500-50-800) ...	9,600		9,600		9,600		9,600
	1	1	Assistant Superintendent (200-20-300) ...	3,600	13,200	3,580	13,180	3,580	13,180	3,340
SUPERINTENDENT'S OFFICE ESTABLISHMENT.										
Establishment—	14	14	Manager (70-90), clerks (50, (45), (40), (35), (30), 3 (25), 2 (20), (15), (15), Typist (15-25) ...	5,460						
	13	13	Attenders 2 (10), 2 (8), Servants-Darhadar (10), Dalayars 2 (5), Peons 4 (7), Masapadies 2 (6) ...	1,224	6,684		6,612		6,612	
PREVENTIVE FORCE.										
	6	6	Inspectors (50-100), 3 (65-80), 2 (50-65) ...	5,640						
	31	31	Aminadars 2 (20, 6 (16), 6 (14), and 17 (12) ...	5,088						
	1	1	Drill Instructor (15) ...	180						
	180	180	Servants—Peons 22 (9), 51 (8), 107 (7) ...	16,260						
DISTILLERY ESTABLISHMENT.										
	1	1	Distillery officer (65-66) ...	924						
	1	1	Assistant-Distillery officer (30-45) ...	504						
	2	2	Peons (8), (7) ...	180						
FISH-CURING YARD ESTABLISHMENT.										
	3	3	Aminadar (12), Peons 2 (7) ...	312	29,052		28,944		28,944	28,476
			Carried over ...		48,972		48,736		48,736	48,557

4. EXCISE—cont.

	Numbers		Budget estimate 1093		Revised estimate 1092		Budget estimate 1092		Accounts 1091		
	1092	1093									
			Rs.	Rs.	Rs.	Rs.	Rs.	Rs.	Rs.	Rs.	
			Brought forward ...		48,972		48,736		48,736		48,537
			TEMPORARY ESTABLISHMENT.								
	1	1	III grade Inspector in charge of Ernakulam Warehouse (50-65) ...		600						
	2	2	Peons (8), (7) ...		180		852		852		844
					780						
			TALUK ESTABLISHMENT.								
	5	6	Clerks 5 (20), (15) ...		1,380		1,243		1,175		925
Allowances			Travelling allowance ...		6,465		6,465		6,465		7,127
			Local allowance ...		348		300		800		214
Supplies and services			Purchase of salt from contractor ...		1,35,000		1,34,949		1,35,000		1,29,510
			Purchase of uniforms ...		2,300		2,850		2,850		1,800
			Rewards ...		1,500		1,500		1,500		1,377
					1,38,800		1,39,299		1,39,350		1,32,687
Contingencies			Purchase and repair of furniture ...		350		450		350		479
			Tour charges ...		600		500		460		222
			Cleaning charges ...		72		68		68		27
			Telegraph charges ...		29		20		20		21
			Postage charges ...		20		20		20		23
			Service labels ...		1,000		1,000		1,000		1,066
			Rents, rates and taxes ...		390		430		430		240
			Office expenses ...		450		500		400		508
			Miscellaneous ...		2,000		4,559		4,500		11,802
					4,902		7,547		7,188		14,358
Refunds			Refunds ...		800		800		800		301
			BOAT ESTABLISHMENT.								
	2		Syrang (10), Rower (7) ...		204		51	
			Total ...		2,02,651		2,05,293		2,04,866		2,05,043
			Add or deduct for rounding ...		49		71		34		...
			Total 'Excise' ...		2,02,700		2,05,300		2,04,900		2,05,043

5. STAMPS.

Salaries	1	1	Superintendent (100-150) ...		1,800		1,800		1,800		1,838
Establishment	4	4	(Clerks (35-50), (30-40), (25-30), (20-25) ...)		1,644				1,596		
	1	1	Stationery Store-keeper (30-40) ...		432				408		
	1	1	Stationery attender (12-15) ...		162				150		
	4	4	Counters (20), (17½), 2 (15) ...		810				810		
	1	1	Masapidy ...		84				84		
					3,132		3,148		3,048		3,015
Allowances			Temporary establishment ...		200		150		150		24
			Travelling allowance ...		200		200		200		121
			Commission on sale of stamps ...		7,000		7,000		7,000		6,998
			Court fee stamps ...		3,000		3,000		3,000		2,678
					10,000		10,000		10,000		9,676
Contingencies			Purchase of stamps and stamp papers ...		12,000		13,000		13,000		17,374
			Cost of ink, dies, etc. ...		15		15		15		...
			Purchase and repair of furniture ...		50		50		50		49
			Cleaning charges ...		24		24		24		24
			Telegraph charges ...		25		25		25		9
			Postage charges ...		10		10		10		6
			Service labels ...		50		50		50		48
			Office expenses ...		50		50		50		23
			Miscellaneous ...		200		200		200		150
					12,424		13,424		13,424		17,693
			Refunds ...		6,000		11,000		6,000		4,529
			Total ...		33,756		39,722		34,622		36,684
			Add or deduct for rounding ...		44		22		22		...
			Total 'Stamps' ...		33,800		39,700		34,600		36,684

6. CUSTOMS (including 'Marine'.)

	Numbers			Budget estimate 1093		Revised estimate 1092		Budget estimate 1092		Accounts 1091	
	1092	1093		Rs.	Rs.	Rs.	Rs.	Rs.	Rs.	Rs.	Rs.
	Salaries—	1		1	Deputy Superintendent (125)	1,500					
	1	1	Assistant Superintendent (65)	780							
			ESTABLISHMENT.		2,280		2,280		2,280		2,257
Establishment—	7	7	Accountant (20), Chowkadar (15), Masapadies 4 (7), Servant-Signaller (15-20)		996		984		984		1,017
			TEMPORARY ESTABLISHMENT.								
			Light-keepers 2 (10) for 4½ months, Syrang (7), and boat allowance (15), both for 3½ months, peons 2 (8), and allowance for 6 months								
Allowances—			Travelling allowance		400		400		400		387
Contingen-			Purchase and repair of furniture		100		100		40		40
cies—			Cleaning charges								
			Office expenses		600		540		600		215
			Miscellaneous								
			Total		4,376		4,304		4,304		3,916
			Add or deduct for rounding		24		4		4		...
			Total 'Customs' (including 'Marine')		4,400		4,300		4,300		3,916

7. FORESTS.

Conser- vancy and works.—	A. CONSERVANCY AND WORKS.		(2)	(1)			
	(1) Timber and other produce removed from the forests by Sirkar agency	91,690		1,81,740		1,17,340	1,55,102
	(2) Do. by consumers and purchasers	3,300		3,350		3,850	3,706
	(3) Confiscated forest produce, drift and waif-wood	100		100		100	28
	(4) Stores and elephants—						
	(a) Purchase of stores	750		460		18,650	527
	(b) Purchase of elephants, their capture, training, feeding and treatment	11,390		9,770		8,850	6,564
	(5) Communications, buildings and other works	5,453		7,280		6,875	3,940
	(6) Organisation, improvement and extension of forests—						
	(a) Demarcation, survey, cost of forest settlement, compensation for lands and rights	2,000		3,680		4,614	1,089
	(b) Sowing and planting	5,100		2,600		5,500	2,924
	(c) Other works	3,500		9,350		10,000	8,689
	(7) Miscellaneous	4,810		6,550		5,660	3,856
			1,34,093		2,24,830		1,81,439
	Carried over		1,34,093		2,24,830		1,81,439
							1,86,425
							1,86,425

(1) Increase is due to the collection charges paid on railway fuel and on topplings not anticipated in the budget.

(2) No fresh coupe is proposed to be opened for extraction of teak and hence the decrease.

7. FORESTS.—cont.

Numbers			Budget estimate 1093		Revised estimate 1092		Budget estimate 1092		Accounts 1091	
			Rs.	Rs.	Rs.	Rs.	Rs.	Rs.	Rs.	Rs.
		Brought forward ...		1,34,098		2,24,830		1,81,439		1,86,425
		B. SALARIES AND ESTABLISHMENT.								
Salaries—	1 1	Conservator of Forests (550-850) ...	10,200							
	1 1	Assistant Conservator of Forests (200-300) ...	3,600							
		OFFICE ESTABLISHMENT OF THE CONSERVATOR AND ASSISTANT CONSERVATOR.								
Establishment—	1 1	Sheristadar (75-100) ...	1,200							
	1 1	Head Accountant (50-70) ...	792							
	6 6	Accountants (40-50), (30-40), (25-30), (20-25) and 2 (15-20) ...	2,064							
	11 11	Clerks (50), (45), (35), (30), (25), 2 (20), 2 (15) Typist (15-25), record and Store-keeper (20) ...	3,600							
	1 1	Draftsman (30-40) ...	480							
	13 13	Servants—Attenders 2 (12), Duffadar (10), peons 8 (8), (7) and (6) ...	1,332							
		SUBORDINATE FOREST AND DEPOT ESTABLISHMENT.								
	1 1	Depot Superintendent and Working Plan Officer (150-200) ...	1,920							
	4 4	Range Officers (101-125), (75-100) and 2 (60-75) ...	4,128							
	18 18	Foresters 2 (50), 2 (40), 4 (30), 5 (25) and 5 (20) ...	6,300							
	61 61	Forest Guards 2 (15), 3 (12), 16 (10) and 40 (8) ...	6,552							
	25 25	Mahouts 13 (8) and 12 (6) ...	2,112							
	6 6	Depot and Range clerks (25), 2 (20) and 3 (15) ...	1,320							
	14 14	Servants—Attenders (15), 3 (9), Peons (7) and 9 (6) ...	1,236							
		Local allowance to field establishment ...	3,800							
Allowances—		Travelling allowance ...		50,686		50,000		49,568		48,065
Contingen-		Purchase and repair of furniture ...	300	7,000		7,000		7,000		7,374
cies—		Tour charges ...	250							
		Cleaning charges ...	100							
		Rents, rates and taxes ...	150							
		Telegraph charges ...	30							
		Postage charges ...	50							
		Purchase of service labels ...	500							
		Office expenses ...	600							
		Miscellaneous, including uniforms to Rangers, Foresters and Forest Guards ...	1,250							
		Total ...		3,280		3,050		3,380		3,092
		Total ...		1,94,959		2,84,880		2,41,387		2,45,159
		Add or deduct for rounding ...		41		20		13		...
		Total 'Forests' ...		1,95,000		2,84,900		2,41,400		2,45,159

S. TRAMWAY.

Numbers			Budget estimate 1093		Revised estimate 1092		Budget estimate 1092		Accounts 1091	
			Rs.	Rs.	Rs.	Rs.	Rs.	Rs.	Rs.	Rs.
	1092	1093								
Capital—										
		I. Preliminary expenses ..	(1) 4,500		(1) 21,578		(1) 6,000			6,782
		II. Land								
		III. Formation								
		IV. Bridge work								
		V. Fencing								
		VI. Telephone								
		VII. Ballast and Permanent Way:—								
		(a) Ballast								
		(b) Permanent Way								
		VIII. Stations & Buildings:—								
		(a) Stations and offices ..								
		(b) Workshop and Store buildings								
		(c) Staff quarters								
		(3) Station machinery								
		IX. Plant:—								
		(a) Engineering								
		(b) Carriage and Wagon Locomotives								
		(c) Station and office furniture								
		X. Rolling Stock:—								
		(a) Locomotives								
		(b) Carriages and wagons: ..								
		XI. General charges:—								
		(a) Engineering								
		(b) Stores								
		(c) Audit and accounts								
		(d) Medical and Sanitation ..								
		Total 'Capital'		4,500		21,578		6,000		6,782
Maintenance—		A. MAINTENANCE OF WAYS, WORKS, &c.								
		I. I. Salary and allowance of Engineer								
	9	8								
		2. Office Establishment:—								
		Manager (79-90), Clerks (35-45), (25-50), (25), (20), 2 (15), Typist (15-25), ...	8,086							
	1	1	600							
	7	7	684							
		Draftsman (35-50)								
		Peons 2 (15), 2 (8), 3 (7) ...		4,320		4,591		4,452		4,511
		3. Travelling allowance		600		600		500		587
		4. Postage	30							
		5. Telegraph charges	30							
		6. Service labels	50							
		7. Office expenses	200							
		8. Miscellaneous	30							
				340		380		340		411
		9. Engineering section:—								
	1	1	3,600							
		Assistant Engineer (250-500) ..								
		Fixed temporary allowance..	200							
	3	3	3,240							
		Permanent Way Inspectors (80-110), 2 (60-80) ..								
	1	1	390							
		Section Mate (25)								
	1	1	390							
		Section Carpenter(25)								
	8	8	936							
		Trolley coolies 2 (7), 2 (9) ..								
		2 (11) and 2 (12)								
		Hill allowance for								
		P. W. Inspectors 2 (20) ...	450							
				9,056		9,365		10,116		9,116
				14,316		14,886		15,408		14,625
		Carried over		14,316		14,886		15,408		14,625

(1) Provision made for the Tramway realignment survey, etc.

8. TRAMWAY.—cont.

Numbers			Budget estimate 1093		Revised estimate 1092		Budget estimate 1092		Accounts 1091	
			Rs.	Rs.	Rs.	Rs.	Rs.	Rs.	Rs.	Rs.
		Brought forward		14,316		14,886		15,408		14,625
		II. Repairs and renewals of Permanent Way								
		(1) Wages of gang coolies	12,924		13,689		14,688		13,690	
		(2) Ballast			128		1,000		1,529	
		(3) Rails with fittings etc.	1,732		1,200		1,200			
		(4) Sleepers and sundry stores	11,876		11,676		11,976		11,725	
				26,532		26,691		28,864		25,944
		III. Repairs to bridges								
		(1) Bridges	5,554		2,519		5,520		4,043	
		(2) Miscellaneous including earth works etc.		5,554		2,548		5,520		4,043
		IV. Repairs to staff quarters, etc.								
		(1) Do staff quarters...	989		834		929		926	
		(2) Do other buildings	1 5,349		405		431		432	
				6,338		1,239		1,360		1,358
		V. New minor works								
		VI. Unclassified expenditure								
		(1) Tools and plant	700		250		750		724	
		(2) Loss of stores		700		250		750		724
				700		250		750		724
		Total A.		53,440		45,614		51,902		47,694
		B. LOCO EXPENSES.								
		I. General Superintendence								
1	1	Loco Foreman (75-100)	1,080							
3	2	Clerks (20), (15)	420							
1	1	Time-keeper (10)	120							
4	4	Fitters 2 (25), 2 (12)	888							
		H. A. 2 (5) and 2 (4)	218							
1	1	Brake & Loco Inspector (65)	780							
				3,504		4,681		5,160		4,590
		Travelling allowance								
		II. Running expenses								
		(1) Wages of Drivers, Firemen, etc.								
9	7	Drivers 2 (55), 4 (45), (30)	3,840							
		H. A. 4 (5)	240							
10	7	Stokers 2 (20), 5 (15)	1,380		8,466		9,309		8,574	
		H. A. 4 (4)	192							
		(2) Overtime wages								
		(3) All labour i. e. fueling, cleaning, etc.	4,020		5,094		5,472		5,060	
				9,672		13,560		14,781		13,634
		III. Fuel, coal, cocoanut shells, etc.		16,800		13,215		19,770		15,040
		IV. Water:—								
20	16	(1) Wages of water coolies 16 (8)	1,536		2,369		2,778		2,657	
		H. A. 10 (3)	360							
		(2) Stores	382		340		340		481	
				2,278		2,709		3,118		3,138
		V. Oil, tallow and other stores		2,000		1,800		2,500		1,687
		VI. Maintenance of Loco engines and their renewal								
		(1) Wages	2,200		2,200		2,200		1,822	
		(2) Materials	2,500		3,500		3,500		2,752	
				4,700		5,700		5,700		4,574
		VII. Maintenance of machinery, etc.								
		(1) Wages	1,100		550		650		864	
		(2) Materials	4,800		4,698		4,700		1,560	
				5,900		5,248		5,350		1,924
		Carried over		53,440		45,614		51,902		47,694

(1) Increase is due to the provision made for a compound wall to the workshop.

S. TRAMWAY.—cont.

Numbers			Budget estimate 1093		Revised estimate 1092		Budget estimate 1092		Accounts 1091	
1092	1093		Rs.	Rs.	Rs.	Rs.	Rs.	Rs.	Rg.	Rs.
			Brought forward ...		53,440		45,614		51,902	
		VIII. New minor works ...								
		IX. Unclassified expenditure ...								
		Total B. ...		44,859		46,918		56,384		44,887
		C. CARRIAGE AND WAGON EXPENSES								
		I. (1) Salary and wages of Sub-Superintendents ...								
		(2) Office expenses ...								
		II. Repairs and renewals of vehicles								
		(a) Coaching:—								
		(1) Wages ...	132		110		110			91
		(2) Materials ...	300		200		200			146
		(b) Goods:—								
		(1) Wages ...	2,500		2,200		2,200			1,782
		(2) Materials ...	1,550		3,155		1,400			1,655
		III. Repairs and renewals of machinery etc.		4,482		5,665		3,910		3,674
		(1) Wages ...					50			
		(2) Materials ...			50		50			
		IV. Cleaning and oiling carriages etc.						50		
		(1) Wages ...								
		(2) Materials ...			100		100			
		V. New minor works ...						100		
		VI. Unclassified expenditure								
		Total C. ...		4,482		5,815		4,060		3,674
		D. TRAFFIC EXPENSES.								
		I. Salaries, wages, etc.								
		(a) General Superintendence								
		(1) Salary of Sub-Superintendents ...								
1	1	Clerk (15-20) ...	228		608		306			217
		(2) Office expenses ...								
1	1	(b) Station staff, Pointsmen & Pointsmen (6) ...	72		94		96			95
		(c) Train staff:—								
		(1) Guards, Brakesmen, coolies, etc.								
9	6	Guards 6 (25) ...	1,800							
1	1	Shunter (15) ...	180							
		H. A. for 4 Guards @ 5 ...	240							
2	2	Brakesmen 2 (45), ...	1,080		10,288		11,165			10,588
5	5	Assistant do 3 (25), 2 (18) ...	1,332							
30	30	Brake coolies 2 (15), 25 (15) ...	4,728							
		(2) Contingent staff.								
		II. Lighting and other stores		9,660		10,990		11,567		10,900
		(1) Do including oil etc.	160		60		146			24
		(2) Wagon ropes & chains ...	125		125		125			11
		(3) Office furniture ...								
		Carried over ...		225		185		271		35
				1,02,761		98,347		1,12,346		96,255

8. TRAMWAY.—cont.

Numbers			Budget estimate 1998		Revised estimate 1992		Budget estimate 1992		Accounts 1991	
			Rs.	Rs.	Rs.	Rs.	Rs.	Rs.	Rs.	Rs.
		Brought forward ...		1,02,781		98,347		1,12,346		96,255
		III. Clothing ...		200		545		680		214
		IV. Printing and Stationery ...								
		V. Miscellaneous ...								
		VI. Unclassified expenditure ...								
		Total D. ...		10,085		11,720		12,518		11,176
		E. GENERAL AND MISCELLANEOUS.								
		I. General charges								
		(a) Salaries and allowances								
1	1	Depot Store-keeper and ex-officio Traffic Inspector (35-50) ...		528		519		600		507
1	1	Assistant do (25) ...		300		512		504		494
4	3	Depot clerk (15) and Watchmen 2 (7½) ...		360		5		5		
		Travelling allowance ...				5				
		(b) Medical aid, half the cost of Tramway Dispensary establishment, Sub-Assistant Surgeon (35-70), Compounder (12-20), Servants 3 (8), allowances (50), (7), 3 (4), dietary and other charges ...		1,260		1,250		1,310		1,558
		(c) Anchal ...								
		(d) Audit and Accounts ...								
		Total ...		2,448		2,286		2,419		2,559
		II. Furniture and fittings ...		100		130		130		
		III. Stationery and printing ...				274				3,099
		IV. Law charges ...								
		V. Compensation ...								
		VI. Contribution to Provident Fund ...								
		VII. Unclassified expenditure (Telephone) etc....		920		700		700		1,649
		Total E. ...		3,468		3,390		3,249		7,307
		F. WORKSHOP SUSPENSE.								
		(1) Wages of Workshop staff ...								
		(2) Store suspense ...								
		Total F. ...								
		Total (A to F.) 'Maintenance'		1,16,334		1,13,457		1,28,113		11,4,738
		Lump sum for preparation of Tramway map ...		1,000						
		Lump sum for unforeseen charges ...		1,000				1,000		
		Total 'Capital' ...		4,500		21,378		6,000		6,782
		Total ...		1,22,834		1,35,035		1,35,113		1,21,520
		Add or deduct for rounding ...		34		35		13		
		Total 'Tramway' ...		1,22,800		1,35,000		1,35,100		1,21,520

DISBURSEMENTS

9. REGISTRATION.

	Numbers		Budget estimate 1093		Revised estimate 1092		Budget estimate 1092		Accounts 1091	
	1092	1093	Rs.	Rs.	Rs.	Rs.	Rs.	Rs.	Rs.	Rs.
<i>Salaries</i> —	1	1	3,000		3,000		3,000			2,880
	16	20	(1) 15,670	18,670	13,900	16,900	12,480	15,480	14,015	16,895
	ESTABLISHMENT OF THE SUPERINTENDENT OF REGISTRATION.									
<i>Establishment</i> —	7	7	2,604		2,750		2,604			2,615
	5	5		2,604		2,750		2,604		2,615
	ESTABLISHMENT OF THE DISTRICT REGISTRARS.									
	54	65	(1) 18,331		16,100		15,188			15,827
	46	58		18,331		16,100		15,188		15,827
<i>Allowances, Supplies and services</i> —				(1) 475		5,900		5,520		5,132
				2,150		2,150		2,150		2,127
<i>Contingen-</i> <i>cies</i> —			500		700		700		1,104	
			60		150		150		28	
			180		130		150		131	
			30		30		30		30	
			288		266		276		156	
			5		5		5		...	
			5		5		5		4	
			650		650		700		649	
			375		375		375		408	
			500		300		300		310	
				2,543		2,811		2,691		2,815
				36		36		41		24
				44,509		46,647		43,674		45,435
					9		47		26	...
				44,800		46,600		43,700		45,435

10. ANCHAL.

<i>Salaries</i> —	1	1		2,400		2,400		2,400		2,400
	SUPERINTENDENT'S ESTABLISHMENT.									
<i>Establishment</i> —	5	5	1,440							
	1	1	336							
	1	1	252							
	4	4	324							
			24							
	<i>Dead Letter office.</i>									
	1	1	240							
	<i>Railway Mail Service.</i>									
	4	4	840							
	1	1	216							
				3,672		3,878		3,636		3,845
				6,672		6,275		6,036		6,245

(1) The variation is due to the temporary Registry offices being made permanent.

10. ANCHAL.—cont.

Numbers			Budget estimate 1098		Revised estimate 1092		Budget estimate 1092		Accounts 1091	
1092	1098		Rs.	Rs.	Rs.	Rs.	Rs.	Rs.	Rs.	Rs.
		Brought forward		6,072		6,278		6,036		6,245
		ANCHAL MASTERS, &c.								
5	5	Talik Anchal Masters (30), 2 (25), and 2 (20)	1,440							
30	30	Sub-Anchal Masters 3 (17½), 6 (15), 20 (12) and (10)	4,710							
5	5	Branch Anchal Masters (7) and 4 (5)	324							
12	12	Clerks (17½), 5 (15) and 6 (12)	1,974							
77	77	Servants, Anchalmen 5 (9), 8 (8), and 56 (7)								
		Mail peons 2 (7) and 3 (6)								
		Letter-box peons 2 (7)								
		Boy peon (4)	6,612							
27	27	Runners (9), 2 (8), 8 (7), 12 (6), 2 (5) and 2 (4)	2,052							
		Temporary Establishment.		17,112		17,697		17,112		17,833
		Local allowance to Nem-mara Anchalman (2)	24	1,368		622		684		380
		Travelling allowance	1,000		24	1,100		24		1,040
		Commission on sale of Anchal stamps	1,005		1,005	2,129		1,000		1,029
		Purchase of letter-boxes, delivery bags, mail bags, etc.	300		530		300			804
		Railway freight for carrying mails	2,600		2,600	3,180		2,600		2,544
		Purchase and repair of furniture	750		750		750			150
		Tour charges	170		170		150			130
		Cleaning charges	277		275		275			256
		Rents, rates and taxes	615		630		680			483
		Office expenses	900		1,000		800			796
		Postage	5		5		...			53
		Miscellaneous	90		59		90			...
		Refunds	5		5		10			...
		Lump sum for revision of 'establishment'		2,812		2,894		2,705		1,865
		Total		32,893		32,750		31,661		31,266
		Add or deduct for rounding...		7		50		39		...
		Total 'Anchal'		32,900		32,800		31,700		31,266

11. GENERAL ADMINISTRATION.

		1. HUZUR SECRETARIAT.							
Salaries—	1	1	Diwan (1,600)	19,200					
	1	1	Secretary to the Diwan (250-400)	4,440	23,640		23,492		23,280
			<i>Huzur permanent establishment.</i>						23,163
Establishment—	1	1	Chief Superintendent (75-100)	1,200					
			REVENUE DEPARTMENT.						
	1	1	Head clerk (65-70)	840					
	12	12	Clerks 3 (35-50), 3 (30-40), 4 (25-30), Typists (25-30), (15-25)	4,968					
			JUDICIAL DEPARTMENT.						
	1	1	Head clerk (50-55)	636					
	3	3	Clerks (35-50), (30-40), Typist (15-25)	1,284	23,640		23,492		23,280
			Carried over						23,163

11. GENERAL ADMINISTRATION.—cont.

Numbers			Budget estimate 1093		Revised estimate 1092		Budget estimate 1092		Accounts 1091	
1092	1093		Rs.	Rs.	Rs.	Rs.	Rs.	Rs.	Rs.	Rs.
			Brought forward ...		23,640		23,492		23,280	
		LOCAL AND LEGISLATIVE DEPARTMENT.								
1	1	Head clerk (60-65) ...		756						
7	7	Clerks (35-50), 2 (30-40), (25-30), 2 (20-25), Typist (15-25) ...		2,530						
1	1	Confidential clerk (50-70) ...		840						
1	1	Book-binder (15) ...		180						
		PUBLIC WORKS DEPARTMENT.								
1	1	Head clerk (55-60) ...		696						
5	5	Clerks (35-50), 2 (30-40), (25-30), Typist (15-25) ...		2,100						
		RECORD BRANCH.								
1	1	Record keeper (30-40) ...		456						
2	2	Assistant Record keepers (25-30) (20-25) ...		600						
1	1	Central Record clerk (25-30) ...		324						
		Lump provision for revision of pay of the Secretariat establishment ...		1,000						
		DIWAN'S PERSONAL STAFF.								
1	1	Typist, Short-hand writer and Confidential clerk (60-65) ...		1,020						
1	1	Office Mochhy (12) ...		144						
		Servants.								
		DIWAN'S HEAD QUARTER OFFICE.								
10	10	Duffadar (15-20) peons 9 (9-12) ...		1,518						
		HUZUR SECRETARIAT.								
20	20	Harildar (12-15), peons 6 (9) 4 (3), Attenders (12), (10), (9), Cycle orderlies 2 (3), Masquidies 2 (3), (7), Harikar (2) ...		2,148						
		Temporary establishment ...		23,290		21,628		22,708		21,447
		Travelling allowance ...		3,000	(1) 3,264	3,000	402	3,000	40	3,524
		Local allowance ...		120		120		120		110
		Purchase of books and periodicals ...		500	3,120	1,250		1,000		534
		Subscription to newspapers ...		750		750		750		753
		Liveries and clothing of servants ...		800		475		800		576
		Purchase and repair of furniture ...		150		100		200		158
		Tour charges ...		650		720		600		368
		Cleaning charges ...		80		78		80		78
		Telegraph charges ...		300		300		300		246
		British postage charges ...		200		200		200		167
		Cost of Service labels ...		450		450		500		465
		Office expenses ...		1,500		900		1,400		2,017
		Miscellaneous ...		750		700		1,000		671
		Total 'Huzur Secretariat' ...		6,520		5,923		6,830		6,033
		Carried over ...		53,344		54,565		55,978		54,763
				53,344		54,565		55,978		54,763

(1) Increase is due mainly to the provision made on account of the temporary establishment sanctioned in connection with the Nair Regulation Committee.

II. GENERAL ADMINISTRATION—cont.

	Numbers		Budget estimate 1093		Revised estimate 1092		Budget estimate 1092		Accounts 1091	
	1092	1093	Rs.	Rs.	Rs.	Rs.	Rs.	Rs.	Rs.	Rs.
				59,844		54,565		55,978		54,763
			II. COMPTROLLER'S OFFICE.							
Salaries—	1	1	Comptroller of Accounts (300-550) ...	6,630						
	2	2	Assistant Comptrollers (150-200), (120-150) ...	4,200						
					10,800		10,840		11,080	10,849
			ESTABLISHMENT.							
Establishment—	25	25	Superintendent (100-120), Auditors (90-100), 2 (60-80), 4 (40-60), 3 (30-40), 3 (25-30), 3 (20-25), 4 (15-20), Record-keeper (15-20), Typist (15-25), Apprentices 2 (15) ...	11,652						
	12	12	Servants—Attender (10), peons (10), (9), 4 (8), 4 (7), Masapidy (6) ...	1,140						
					12,792		12,840		12,600	12,242
			Temporary establishment (including deputation allowance) ...				857		777	444
Allowances—			Travelling allowance ...	1,900		2,000		1,900		2,018
			Local allowance ...	240		240		240		240
					2,140		2,240		2,140	2,258
Contingen-			cies—							
			Purchase of books and periodicals ...	14		14		14		8
			Liveries and clothing of servants ...			36		35		
			Purchase and repair of furniture ...			100		100		58
			Tour charges ...	80		80		80		68
			Cleaning charges ...	84		84		84		84
			Telegraph charges ...	5		5		5		3
			Postage charges ...	15		15		15		12
			Service labels ...	370		370		400		399
			Office expenses ...	200		250		180		211
			Miscellaneous ...	5		5		10		
					823		959		923	843
			Total 'Comptroller's office' ...		26,553		27,736		27,520	26,636
			III. SARVADHIKARIKAR'S OFFICE.							
Salaries—	1	1	Sarvadhikariakar (200-300) ...		3,000		3,579		4,080	4,020
Establish-	6	6	Confidential clerk (50-70), Head cl.: (35-50), Clerks (20-30), (15-25), (20-25), Attender (10) ...	2,436						
ment	3	3	Servants—Peons (8), (7), Masapidy (7) ...	264						
					2,700		2,680		2,601	2,541
Allowances			Travelling allowance ...			850		830		1,000
Contingen-			Telegraph charges ...	40		40		40		29
cies			Postage charges ...	60		60		75		63
			Service labels ...	90		90		100		90
			Office expenses ...							
			Miscellaneous ...	825		623		235		182
					3,150		3,150		440	364
			Total 'Sarvadhikariakar's Office' ...		7,063		7,924		8,121	7,754
			Carried over ...		93,464		90,225		91,619	89,153

II. GENERAL ADMINISTRATION.—cont

	Numbers		Budget estimate 1093		Revised estimate 1092		Budget estimate 1092		Accounts 1091	
	1092	1093	Rs.	Rs.	Rs.	Rs.	Rs.	Rs.	Rs.	Rs.
	Brought forward ...				93,164		90,225		91,613	
IV. SPECIAL PALACE OFFICER'S OFFICE.										
<i>Salaries—</i>	1	1	Special Palace Officer (100-150) ...		1,800	1,800	1,800		2,006	
<i>Establishment—</i>	2	2	Clerks (20-25), (12-15) ...		895					
	2	2	Servants:—Peons (8), (7) ...		180					
<i>Allowances</i>			Travelling allowance ...		575	569	568		558	
<i>Contingencies</i>			Purchase and repair of furniture ...		65	65	80		76	
			Telegraph charges ...		5	5	5	...	2	
			Postage charges ...		10	10	20		14	
			Service labels ...		30	30	48		46	
			Office expenses ...		30	30	20		15	
			Miscellaneous ...		10	10	15		10	
			Total 'Special Palace Officer's office' ...		2,530	2,524	2,556		2,727	
			Total ...		95,994	92,749	94,175		91,880	
			Add or deduct for rounding ...		6	49	25		...	
			Total 'General Administration' ...		96,000	92,700	94,200		91,880	

12. LAW AND JUSTICE.

A. LAW DEPARTMENT.										
<i>Salaries—</i>	3	3	(a) Government Advocate and Law Officer (200-300), Sirkar Vakils (150), (100) ...		6,600	6,611	6,600		6,717	
<i>Establishment—</i>	8	8	(b) Establishment— Clerks (25), 3 (20), Peons (7), 3 (6) ...		1,320	1,296	1,320		1,395	
<i>Allowances</i>			(c) Temporary establishment ...		325	40	
<i>Supplies & services—</i>			(d) Travelling allowance ...		500	500	500		1,388	
<i>Contingencies—</i>			(e) Fees to Vakils in Sirkar cases ...		580	580	580		504	
			(f) Copying charges ...		1,050	1,050	1,100		1,071	
			(g) Office expenses and miscellaneous ...		700	100	200		668	
			(h) Service labels ...		40	40	40		40	
			Total (A) ...		11,115	10,217	10,340		11,733	
B. CIVIL JUSTICE.										
1. Chief Court.										
<i>Salaries—</i>	1	1	Chief Justice (1,000) ...		12,000	12,000	12,000		12,040	
	2	2	Puisne Judges 2 (750) ...		18,000	17,995	18,000		19,125	
	1	1	Registrar (150-250) ...		3,000	3,080	3,000		3,000	
<i>Establishment—</i>	36	36	Establishment— Manager (90-100), Interpreter (50), Law Reporter (75), clerks (45), (40), 2 (30), 2 (25), (20), 2 (17½), 2 (15), Typist (15-25), Short-hand Typist (25-35), Duffadar (12), Attender (9), Dalayaths 3 (9), Peons 2 (9), 4 (8), 4 (7), Harikars 3 (7) and Court keepers (7), (6) ...		33,000	33,025	33,000		34,165	
			Total ...		8,652	8,691	8,580		8,620	
			Carried over ...		11,115	10,217	10,340		11,733	

12. LAW AND JUSTICE.—cont.

	Numbers		Budget Estimate 1093		Revised Estimate 1092		Budget Estimate 1092		Accounts 1091	
	1092	1093	Rs.	Rs.	Rs.	Rs.	Rs.	Rs.	Rs.	Rs.
				11,115		10,217		10,340		11,733
<i>Allowances—</i>										
<i>Supplies & services—</i>				150		170		150		115
				150		150		150		149
				2,500		2,500		3,000		2,974
<i>Contingen-</i>										
<i>cies—</i>				5		5		10		...
				50		50		70		48
				5		5		5		1
				10		10		10		7
				175		175		200		200
				850		150		450		389
				35		10		35		...
				3,930		3,225		4,080		3,883
				45,582		44,941		45,660		46,668
<i>Salaries—</i>				13,200		13,500		13,200		13,256
<i>Establish-</i>										
<i>ment—</i>										
	2	2								
	33	33								
				8,172		8,280		8,064		7,950
				21,372		21,780		21,264		21,206
				600		725		600		605
<i>Allowances—</i>				450		350		550		458
<i>Supplies & services—</i>				250		250		300		125
				10		5		12		...
<i>Contingen-</i>				76		78		80		70
<i>cies—</i>				5		3		7		1
				30		30		30		11
				400		400		400		371
				1,500		850		1,000		625
				3,321		2,691		2,979		2,264
				24,693		26,705		26,483		25,315
<i>Salaries—</i>				14,400		14,447		14,400		14,400
<i>Establish-</i>										
<i>ment—</i>										
	6	6								
	77	77								
				15,660		15,865		15,642		15,759
				30,060		30,312		30,042		30,159
				130		235		130		108
<i>Allowances—</i>				400		100		400		481
<i>Supplies & services—</i>				100		100		90		98
<i>Contingen-</i>				5		5		5		...
<i>cies—</i>				5		7		5		4
				500		550		500		503
				1,400		393		800		391
				2,540		1,392		1,930		1,585
				32,600		31,704		31,972		31,744
				11,115		10,217		10,340		11,733

12. LAW AND JUSTICE.—cont.

Numbers			Budget estimate 1993		Revised estimate 1992		Budget estimate 1992		Accounts 1991		
			Rs.	Rs.	Rs.	Rs.	Rs.	Rs.	Rs.	Rs.	
1092	1093										
		Brought forward ...		11,115		10,217		10,340		11,733	
		B. (4) PROCESS ESTABLISHMENT.									
8	8	Nazirs 2 (30), 6 (20) ...		27,360		27,708		27,360		27,989	
8	8	Clerks 8 (15) ...									
34	34	Amins 4 (15), 30 (12) ...									
200	200	Peons 40 (9), 80 (8), 80 (7) ...									
		B. (5) COPYIST ESTABLISHMENT.									
8	8	Examiners 2 (20), 6 (15) ...		10,344		10,642		10,344		10,780	
9	9	Readers 9 (12) ...									
52	52	Copyists 52 (12) ...									
		Total B. Civil Justice...		1,40,579		1,41,700		1,41,819		1,42,496	
		C. CRIMINAL JUSTICE.									
<i>Salaries—</i>	1	1	District Magistrate (300-450) ...		4,320		4,180		4,080		3,940
	7	7	Magistrates (200), 6 (125) ...		11,400		11,368		11,400		11,321
<i>Establishment—</i>	30	30	Establishment— Clerks 6(0), (35), (30), (25), 6 (20-25), 2 (20), 6 (15-20), 5 (15), Attenders 6 (10), Typist (15-25) ...		9,261		9,428		9,046		9,354
	27	27	Servants (10), 3 (8), 15 (7) 8 (6) ...								
<i>Allowances</i>			Local allowance ...		540		532		540		519
			Travelling allowance ...		3,000		3,200		4,500		4,277
<i>Supplies & services—</i>			Batta to complainants and witnesses ...		1,450		1,450		1,400		1,484
			Food for stolen cattle ...		10		3		20		8
			Conveyance charges of corpses and wounded persons ...		35		35		75		60
			Conveyance charges of property in criminal cases ...		70		70		75		76
			Reward for apprehension of offenders ...		20		5		25		...
			Burial and funeral charges of paupers ...		60		60		75		58
			Purchase and repair of furniture ...		200		250		250		233
<i>Contingencies—</i>			Tour charges ...		180		183		300		197
			Cleaning charges ...		160		160		155		157
			Telegraph charges ...		20		11		20		19
			Postage charges ...		25		20		25		27
			Office expenses ...		250		375		250		319
			Miscellaneous ...		375		375		400		444
			Service labels ...		750		760		750		732
			Total		7,145		7,476		8,860		8,610
			Total		32,128		32,450		33,386		33,225
		COPYIST ESTABLISHMENT.									
17	17		Typist Examiner (15-20), Examiner (15), Copyists 5 (12), 10 (10) ...		2,340		2,874		2,500		2,752
			Total C.		34,466		35,324		35,886		35,977
			D. Refunds		2,500		2,620		2,400		2,580
			Carried over		1,88,660		1,89,861		1,90,445		1,92,786

12. LAW AND JUSTICE.—cont.

	Numbers			Budget estimate 1093		Revised estimate 1092		Budget estimate 1092		Accounts 1091	
	1092	1093		Rs.	Rs.	Rs.	Rs.	Rs.	Rs.	Rs.	Rs.
			Brought forward ...		1,88,660		1,89,861		1,90,415		1,92,786
			E. FACTORIES.								
Salaries—	1	1	Inspector of Factories and Boilers (150) ...		1,800		1,800		1,800		1,800
Establishment—	3	5	Establishment— Clerks (25), (15), Peon (7), Lascars (7), (6) ...		720		575		312		311
Allowances—			Fees paid to the Inspector ...	366		335		335			
			Travelling allowance ...	850		860		900			634
Supplies and Services—			Purchase and repair of furniture ...	15		35		25			16
			Tour charges ...	20		15		50			6
Contingencies—			Cleaning charges ...	12		12		12			5
			Rents, rates and taxes ...	84		93		84			68
			Telegraph charges ...	2		3		5			1
			Service labels ...	25		25		20			13
			Postage charges ...	2		2		2			...
			Office expenses ...	5		55		5			15
			Miscellaneous ...	5		5		25			...
					1,386		1,445		1,463		758
			Total E. ...		3,906		3,820		3,575		2,869
			Total A, B, C, D and E. ...		1,92,566		1,93,681		1,94,020		1,95,655
			Add or deduct for rounding.		34		19		20		...
			Total 'Law and Justice' ...		1,92,600		1,93,700		1,94,000		1,95,655

13. JAILS.

			I. CENTRAL JAIL.								
Salaries—	1	1	Superintendent (125-5-150) ...	1,800		1,800		1,800		1,800	
Establishment—	2	2	Medical Establishment— Sub-Assistant Surgeon (35-34-70), Compounder (12) ...	858		829		816		767	
	2	2	Superintendent's Estab- lishment— Clerk (20-1-25), Store- keeper (20) ...	516		508		504		528	
	31	31	Jailors and Warders— Jailors (75-5-100), (30-3-45), Industrial Instructor (25- 1-20), Warders (20), (15), 2 (12), 3 (10), 5 (9), 15 (8) and one Female Warder (8) ...	5,065		5,185		4,920		5,085	
			Temporary establishment ...	105		543		40		159	
Allowances—			Local allowance ...	480		480		480		480	
			Travelling allowance ...	50		107		50		80	
			House rent ...	60		60		60		52	
Supplies & services—			Diet of prisoners ...	6,700		6,700		7,000		6,786	
			Uniform for Warders ...	530		700		700		499	
			Clothing and bedding ...	500		525		525		624	
Contingencies			Office expenses ...	30		20		20		19	
			Miscellaneous ...	1,800		1,630		2,000		1,929	
			Service labels ...	20		20		20		20	
					10,293		10,805		10,895		10,648
			Total ...		18,534		19,126		18,935		18,828
			Carried over ...		18,534		19,126		18,935		18,828

DISBURSEMENTS

13. JAILS.—cont.

	Numbers		Budget estimate 1993		Revised estimate 1992		Budget estimate 1992		Accounts 1991	
	1092	1093	Rs.	Rs.	Rs.	Rs.	Rs.	Rs.	Rs.	Rs.
			Brought forward ...		18,534	19,126	18,935			18,828
			2. SUB-JAILS.							
Establishment—	6	6	Warders 6 (7) ...	532	582	504	577			
			Diet of prisoners ...	2,100	2,100	2,225	2,171			
			Purchase of implements ...	10	10	10	...			
			Office expenses ...	30	30	30	34			
			Miscellaneous ...	300	295	224	194			
				2,972	3,017	2,993	2,976			
			3. MANUFACTURE.							
			Central Jail ...	2,500	2,700	2,500	2,122			
			Total ...	24,006	24,843	24,428	23,926			
			Add or deduct for rounding	6	43	28	...			
			Total 'Jails' ...	24,000	24,800	24,400	23,926			

14. POLICE.

		A. POLICE PROPER.							
Salaries—	1	1	Superintendent of Police and Commandant, Nair Brigade (425-65-750) ...	9,000	9,000	9,000	9,401		
Establishment—	9	10	Office establishment—						
			Clerks (50), (30-40), (27½), (25), 2 (20), 2 (15), Finger print clerk (25-4-45), Typist (15-25) ...	3,591	3,584	3,426	3,505		
	4	4	Duffadar (8), Dalayaths 2 (7) Masapid (6)						
	554	550	Executive force:—						
			Division Inspectors (150-200), (125-5-150), (100-5-125), Head Quarter Inspector (75-5-100), Prosecuting Inspectors (75-5-100), (50-5-75), Sub-Inspectors 4 (50-2-60), 5 (30-2-50), 9 (31-2-45), Drill Instructor (30), Gymnastic Instructor (15-1-20), Bugler (10), Chief Head Constable (20) Head Constables 9 (20), 10 (15), 19 (12), 19 (10), Constables 83 (9), 126 (8), 241 (7) & 15 (6)	69,400	70,000	70,000	69,799		
			Special Police ...	850	850	1,000	840		
	5	5	Temporary establishment—						
			Head Constable (29-30), Constables 4 (7) ...	703	850	630	919		
Allowances			Special tract allowance ...	425	425	450	424		
			Hill and Water allowance ...	13,500	13,500	13,500	13,766		
Supplies & services—			Clothing, arms, etc. ...	5,831	7,540	7,540	8,100		
			Rewards ...	300	300	500	500		
			Purchase and repair of furniture ...	300	400	400	386		
Contingencies—			Tour charges ...	25	85	120	142		
			Cleaning charges ...	450	450	450	428		
			Rents, rates, etc. ...	918	918	918	1,069		
			Telegraph charges ...	15	15	20	12		
			Postage charges ...	25	25	35	36		
			Carried over ...	1,03,900	1,06,449	1,06,446	1,07,640		

14. POLICE.—cont.

	Numbers		Budget estimate 1993		Revised estimate 1992		Budget estimate 1992		Accounts 1991	
	1092	1093	Rs.	Rs.	Rs.	Rs.	Rs.	Rs.	Rs.	Rs.
	<p>Brought forward ... 1,03,900 1,06,449 1,06,446 1,07,640</p> <p>Office expenses ... 1,100 1,100 1,200 1,285</p> <p>Miscellaneous ... 1,500 2,000 2,000 1,541</p> <p>Service labels ... 1,200 1,200 1,200 1,177</p> <p style="text-align: right;">5,293 5,793 5,942 5,790</p> <p>Total A. ... 1,09,193 1,12,242 1,12,389 1,13,430</p> <p>B. POLICE MOTOR BOAT.</p> <p>Establishment—</p> <p>Driver (15-1-20) ... 192 180 180 243</p> <p>Travelling allowance ... 25 20 25 249</p> <p>Cost of petrol, etc. ... 600 315 600 512</p> <p>Cost of repairs ... 150 460 400</p> <p>Cost of sundry articles ... 150 35 20</p> <p style="text-align: right;">1,117 1,010 1,225 869</p> <p>C. CATTLE POUNDS.</p> <p>Pound keepers' commission ... 180 180 243</p> <p>Feeding charges ... 170 170 249</p> <p>Miscellaneous ... 1,050 886 995 512</p> <p style="text-align: right;">1,400 1,186 995 1,004</p> <p>Total A, B & C. ... 1,11,710 1,14,438 1,14,609 1,15,305</p> <p>Add or deduct for rounding... 10 38 9</p> <p>Total 'Police' .. 1,11,700 1,14,400 1,14,600 1,15,303</p>									

15. EDUCATION.—

1. INSPECTION.										
Salaries—	1	1	Director of Education (750-900) ...	11,475		11,380		11,093		11,584
	1	1	Chief Inspector of Schools (250-400) ...	4,800		4,800		4,800		4,400
Deputy Inspectors—	3	3	Deputy Inspectors (150-175) (125-150), Inspectress of schools (150) ...	5,700	21,975	5,350	21,530	5,700	21,593	5,700
Establishment—	21	21	Manager (70-90) ...							
			Clerks, (50), (45), (35), (30), (25), 2 (20), 2 (15) Typist (15-25), Daffadar (10), Peons 2 (8), 5 (7) Masan-pidy (6), Gardener (5) ...	5,232				5,208		
	22	22	Inspectors' clerks (40), (30), 3 (25-30) (20), 3 (15-20), (10-15), 3 (10), peons (8) 5 (7), 3 (6) ...	3,828	9,060		9,377	3,954	9,162	9,474
Allowances—			Local Allowance ...							50
			Travelling allowance ...	3,875		3,875		3,875		4,288
Contingencies—			Purchase and repair of furniture ...	500		150		150		38
			Tour charges ...	375		375		375		352
			Cleaning charges ...	100		100		100		114
			Office expenses ...	250		250		250		350
			Service labels ...	1,500		1,500		1,500		1,484
			Miscellaneous ...	1,224		1,200		1,200		1,077
					3,949		3,571		3,573	3,415
			Total (1) ...		38,859		38,357		38,205	38,911
			Carried over ...		38,859		38,357		38,205	38,911

15. EDUCATION.—cont.

	Numbers			Budget estimate 1093		Revised estimate 1092		Budget estimate 1092		Accounts 1091	
	1092	1093		Rs.	Rs.	Rs.	Rs.	Rs.	Rs.	Rs.	Rs.
	Brought forward ...				38,859		38,357		38,205		38,911
2. ERNAKULAM COLLEGE.											
Salaries—	1	1	Principal (450-600)	5,400		2,400		5,400		2,200	
	6	7	Lecturers (250-300) (204-250), (150-200)								
			2 (125-150), (100-125).								
			Tutor (75-100)	14,520		13,480		13,200		12,750	
Establishment	31	31	Masters (100-125)								
			2 (75-100), 2 (60-70)								
			2 (50-60), 2 (40-50),								
			2 (85-40), 2 (80-85)								
			Science teacher (50-60),								
			2 (21-30), 3 (20-25),								
			3 (15-20), 2 (12-15),								
			2 (12), 2 (45-60),								
			2 (30-40), (20-30)	15,384		14,655		15,384		13,704	
	3	3	Clerks (30-40), (15-20), (10-15)								
	1	1	Mechanic (15-20)								
	11	11	Attenders (12-14) (10-12) (8-10), peons (7-10), (6-8), (6) Masapidies (10), 2 (7), Gardeners 2 (5), House allowance (2)	2,202		2,128		2,082		2,009	
Allowances			Travelling allowance		37,506		32,673		36,066	30,663	
Contingen-			Gymnasium	50	150	50	900	50	150	212	
cies—			Library and Prize allow-								
			ance	1,500		1,050		1,250		17	
			Class books and maps	250		250		250		1,199	
			Furniture and Apparatus	3,000		4,500		2,500		55	
			Field games, cleaning							3,969	
			charges, office expenses,								
			miscellaneous &c.	1,250		1,200		1,000		843	
			Service labels	35		35		35		35	
					6,085		7,085		5,085	6,118	
			Total (2)	(1)43,741		40,658		41,301		36,993	
3. DISTRICT SCHOOLS.											
Establishment—	212	227	Masters 2 (150-175), (125-150), 2 (100-125), 6 (75-100), 8 (60-70), 11 (50-60), 17 (40-50), 18 (35-40), 25 (30-35), 28 (25-30), 24 (20-25), 25 (15-20), 28 (12-15), 31 (12)	86,298				83,202			
	38	37	Specialists 5 (25-40), 5 (15-30), 5 (20-25), 5 (15-25), 17 (15-20)	9,948		95,964				82,589	
	24	25	Clerks and servants 6 (15-25), 14 (7), 5 (6)	3,024				9,708			
			Personal allowance	144		2,956		2,520		2,518	
			Additional divisions of classes (60-70), 2 (35-40), (30-35)	1,920		240		144			
			Specialists and servants (25-40), (15-30), (6)	552		69					
			Preparatory classes 2 (20-25)	450		60					
			Laboratory attenders 6 (10)	660							
Allowances			Travelling allowance		1,03,026		99,289		95,574	85,107	
			Class books and maps	730	1,200	600	1,200	700	940	1,315	
			Library and Prize allowance	1,300		1,000		1,800		620	
			Field games	1,423		1,423		1,423		916	
			Purchase and repair of furniture	2,500		2,500		2,500		955	
			Cleaning charges	881		870		870		2,422	
			Office expenses	250		250		250		854	
			Carried over	1,86,826		1,73,504		1,76,020		1,62,326	

(1) Increase is due to the periodical increments of teachers.

DISBURSEMENTS

15. EDUCATION.—cont.

	Numbers		Budget estimate 1093		Revised estimate 1092		Budget estimate 1092		Accounts 1091		
	1092	1093	Rs.	Rs.	Rs.	Rs.	Rs.	Rs.	Rs.	Rs.	
			Brought forward ...		2,94,950		2,77,157		2,77,685		2,52,897
	4	4		Clerk (20-30), Masapidy (7)							
			480	Peon (6), Gardener (7) ...							
			240	Preparatory class (20-25) ...							
					18,680		13,535		12,498		12,091
				Stipends ...	6,720		5,151		7,200		7,354
				Travelling allowance ...	200		200		200		94
			18	Office expenses ...		18		18		16	
				Postal and telegraph							
				Charges ...		2		2		1	
			100	Cleaning charges ...		100		100		96	
			50	Class books and maps ...		50		50		50	
			250	Library books ...		250		250		146	
				Purchase and repair of							
			200	furniture ...		200		200		175	
			100	Field games ...		100		100		96	
			40	Service labels ...		40		40		45	
			350	Miscellaneous ...		300		300		270	
					1,110		1,060		1,060		689
				Total (5) ...	(1)21,710		19,946		20,958		20,428
				6. GIRLS' SCHOOLS.							
				A. V. SCHOOLS. 1 HIGH							
				SCHOOL, 5 LOWER SECON-							
				DARY SCHOOLS AND 3 PRI-							
				MARY SCHOOLS.							
	100	107		Teachers (200-300), (150-							
				200), (50-60), 6 (40-50),							
				7 (35-40), 7 (35-55), 9 (25-							
				30), 9 (20-25), 12 (15-20),							
				12 (12-15), 14 (12), 4 (25-							
				30), 4 (20-25), 6 (15-20),							
				6 (12-15), 8 (12) ...	33,552						
	42	42		Specialists (100-150), 2 (30-							
				40), (25-40), (25-30), 4 (20-							
				30), (15-30), (23-25), 5 (15-							
				25), 18 (15-20), 8 (10-15)...	11,640						
	14	14		Clerks and Servants (15-							
				25), 7 (7), 2 (6), 4 (5½) ...	1,224						
				Supervision and house							
				allowance (25), 2 (10), (15)	720						
				Additional divisions of							
				classes 2 (20-25), (40-50) ...	960						
	145	158		VERNAICULAR SCHOOLS (20)							
				Teachers 28 (25-30), 30							
				(20-25), 39 (15-20), 61 (12-15)	30,720						
	61	61		Specialists 51 (10-15) ...	9,924						
				Masapidies 29 (5½) ...	1,914						
				Additional divisions of							
				classes 2 (15-20), ...	360						
				Preparatory classes 2 (20-25)	450						
					91,494		89,380		89,766		76,754
				Travelling allowance ...	850		850		850		937
				Class books and maps ...	500		400		500		366
				Library and prize allowance ...	470		470		470		216
				Purchase and repair of							
				furniture ...	2,599		2,500		2,500		2,293
				Field games ...	189		130		180		105
				Rents, rates and taxes ...	1,620		1,370		1,620		1,244
				Cleaning charges ...	507		507		507		502
				Office expenses ...	375		300		300		335
				Postal and telegraph							
				charges ...	3		3		3		1
				Service labels ...	159		200		150		120
				Miscellaneous ...	675		600		500		502
					6,980		6,490		6,730		5,684
				Total (6) ...	(1)99,324		97,710		97,346		88,375
				Carried over ...	4,15,984		3,93,813		3,95,989		3,56,690

(1) Increase is due to the periodical increments of teachers and additional divisions of classes.

DISBURSEMENTS

15. EDUCATION.—cont.

Numbers			Budget estimate 1093		Revised estimate 1092		Budget estimate 1092		Accounts 1091	
1092	1093		Rs.	Rs.	Rs.	Rs.	Rs.	Rs.	Rs.	Rs.
			Brought forward		4,65,256		4,36,447		4,43,364	
		9. GRANTS-IN-AID.								
		(a) Salary grants		22,410		22,410		18,500		1,28,531
		(b) Ordinary grants		1,00,000		1,00,000		1,00,000		
		(c) Special grants		19,558		11,510		18,510		
		(d) Other grants		1,700		1,700		1,700		
		(e) Contribution to Provident Fund of aided school teachers		2,900			
		Total (9)	(1)	1,45,668		1,35,620		1,38,710		1,28,531
		Total		6,10,924		5,72,067		5,77,074		5,26,094
		Add or deduct for rounding		24		33		26		...
		Total 'Education'		6,10,900		5,72,100		5,77,100		5,26,094

16. RELIGIOUS.

		Religious		22,774		22,774		22,774		22,985
		Add or deduct for rounding		26		26		26		...
		Total 'Religious'		22,800		22,800		22,800		22,985

17 CHARITIES.

Salaries—	1	1	Manager (25)	800						
	10	10	Vilambans (10), 2 (8), 2 (7)							
			3 (6), (5), (4)	804						
	1	1	Mathilakom Vicharippu (4)	48						
	1	1	Temporary Vilamban (3) for 4½ months	14						
	1	1	Do (6) for 4½ months	27						
Establishment—	1	1	Accountant (8)	96	1,193					
	20	20	Cooks (6), 8 (5), 2 (4½), 6 (1), (3)	1,080						
	16	16	Servants 4 (4), 5 (2½), 6 (3), (2½)	648						
			Temporary cooks (5), 2 (4), 2 (3)	125						
			Accountant (2)							
			Servants 2 (2½), 2							
Supplies & services—			Sramams 2 (2), Dwibhashi (2)	72	2,022					
			Feeding charges	39,949		3,215		3,215		2,932
			Purchase of vessels	760		300		39,790		87,585
			Subscriptions to charitable institutions	1,248		1,248		300		131
Contingen- cies—			Miscellaneous	41,977		41,388		41,388		38,927
			Water pandals	760		760		760		705
			Service labels	2,403		2,403		2,403		2,398
				135		135		135		114
			Total	48,490		47,851		47,851		45,066
		Add or deduct for rounding	10		49		49		...	
		Total 'Charities'		48,500		47,900		47,900		45,066

(1) Increase is due to the provision for the contribution to the Provident Fund of aided school teachers and also to the liberal grants provided for aided institutions.

18. MEDICAL.

		Numbers		Budget estimate 1993		Revised estimate 1992		Budget estimate 1992		Accounts 1991	
		1092	1093	Rs.	Rs.	Rs.	Rs.	Rs.	Rs.	Rs.	Rs.
1. HOSPITALS.											
<i>Salaries</i>	1	1		Chief Medical and Sanitary Officer (550-59-800) ...	9,600		11,232	9,600		9,550	
				Factory inspection fees and exchange compensation allowance	930		900	800		855	
	1	1		Civil Surgeon (300-40-500) ...	5,520		4,844	5,040		4,840	
				Special Assistant to the Chief Medical and Sanitary Officer (200-350) ...	2,400		1,455	
	1	1		Lady Doctor (100-10-200) ...	2,400		2,310	2,400		2,878	
	3	3		Assistant Surgeons (150-20-250), 2 (100-10-150) ...	5,760		5,678	6,240		5,950	
	26	27		Sub-Assistant Surgeons 9 (70-3 $\frac{1}{2}$ -100), 4 (50-2 $\frac{1}{2}$ -75) 14 (35-3 $\frac{1}{2}$ -70) ...	20,118		18,830	19,947		17,976	
	4	4		Matrons (50-4-70), 3 (25-1-30) ...	1,620			1,650			
	4	4		Nurses 4 (20-1-25) ...	984		5,154	960		4,083	
	16	15		Midwives (15) ...	2,700			2,865			
2	10		Pupil midwives (10) ...	1,200			240				
<i>Establishment</i>	6	6		Clerks (40-2-50), (25-1-30) 3 (15-1-20) and Typist (15-2-25) ...	1,872	53,197		50,408	49,772		46,132
	24	25		Compounders 5 (15-1-20) 20 (12-1-20) ...	5,292			1,800			
	3	3		Probationary compounders 3 (7) ...	252		15,471	4,956		15,229	
	94	97		Servants 37 (8), 59 (7) & (2). ...	8,518			252			
<i>Allowances</i>				House rent allowance ...	912		912	912		615	15,229
				Charge allowance ...	1,080		1,980	1,080		1,927	
				Local allowance ...	900			900		1,943	
				Travelling allowance ...	2,228		1,800	1,800			
<i>Supplies & services</i>				Dietary charges ...	10,500	5,120	10,500	4,692	4,692	9,715	4,485
				Bedding and clothing ...	3,100		3,100	3,100		2,660	
				Cost of medicines, instruments, etc. ...	60,000		60,000	60,000		46,088	
				Stipends and scholarships ...	1,970		571	2,360		1,336	
				Cost of books, instruments, etc.	320		...	
				Purchase and repair of furniture ...	1,300	75,570	700	74,171	75,780	952	59,799
<i>Contingencies</i>				Cleaning charges ...	200		100	200		106	
				Rents, rates, etc. ...	480		240	240		342	
				Tour charges ...	5		5	5		...	
				Telegraph charges ...	20		20	20		15	
				Postage charges ...	25		25	25		11	
				Service labels ...	400		400	400		374	
				Office expenses ...	600		500	500		563	
				Miscellaneous ...	2,300		2,000	2,600		2,525	
				Grants-in-aid to Ayurvedic medical institutions ...		5,830		3,990	4,380		4,883
				Improvement of medical aid ...		3,750		...	1,000		...
			Total (1) ...	1,60,401		1,48,727	1,58,922		1,30,533		
2. LUNATIC ASYLUM.											
<i>Establishment</i>	1	1		Head Warder (15) ...	180						
	6	6		Servants 5 (7), cook (10) ...	540						
<i>Supplies & services</i>				Dietary charges ...		720	726	720		734	
				Cleaning charges ...		1,300	1,300	1,200		1,079	
				Other charges ...	174		150	150		...	
				Service labels ...	5		5	5		...	
<i>Contingencies</i>				Total (2) ...		179	155	155		144	
				Total (2) ...		2,199	2,181	2,075		1,957	
			Carried over ...		1,63,600		1,50,908	1,60,997		1,32,490	

18. MEDICAL—cont.

	Numbers		Budget estimate 1093		Revised estimate 1092		Budget estimate 1092		Accounts 1091		
	1092	1093	Rs.	Rs.	Rs.	Rs.	Rs.	Rs.	Rs.	Rs.	
			Brought forward ...		1,62,600		1,50,908		1,60,997		1,32,490
			3. VETERINARY HOSPITALS.								
Salaries—	4	4	Veterinary Sub-Assistant Surgeons (70-8.100), 3 (50-4-70) ...		3,672		3,530		3,528		3,470
Establishment—	3	3	Compounders 3 (12-1-20) ...								
	7	7	Servants 4 (8) and 3 (7) ...		1,212		1,210		1,176		1,210
Allowances—			House rent allowance ...		300		240		240		90
			Travelling allowance ...		400		400		400		294
Supplies & services—			Cost of medicines, etc. ...		700		640		640		384
Contingen-			Service labels ...		18		10		18		9
cies—			Miscellaneous ...		350		300		350		312
			Improvement of veterinary aid ...				310				321
			Total (3) ...		9,902		8,490		8,212		7,028
			4. LEPER ASYLUM								
Establish-	1	1	Allowance to Sub-Assistant Surgeon in charge (15) ...		180						
ment—	9	9	Superintendent (25-1-30) ...		348						
Supplies & services—			Servants 3 (8), 2 (7), (4), (3), 2 (2) ...		588						
			Dietary charges ...		2,800		2,800		2,800		2,679
			Bedding and clothing ...		200		200		200		168
Contingen-			Cost of medicines ...		750		750		750		22
cies—			Purchase and repair of furniture ...		150		150		150		175
			Miscellaneous and service labels ...		500		324		500		426
			Total (4) ...		5,516		5,828		5,504		4,581
			Total ...		1,78,018		1,64,726		1,74,713		1,44,099
			Add or deduct for rounding ...		—18		—26		—13		...
			Total 'Medical' ...		(1) 1,78,000		1,64,700		1,74,700		1,44,099

19. VACCINATION.

Establish-	1	1	Clerk (15-1-20) ...		240						
ment—	14	14	Vaccinators 7 (15-1-20), 7 (12-4-15) ...		2,856						
Allowances—			Travelling allowance ...		3,096		3,020		3,030		2,997
Supplies and services—			Cost of lymph ...		850		850		850		822
Contingen-			Service labels ...		1,600		1,500		1,500		1,456
cies—			Office expenses and miscellaneous ...		20		20		20		13
			Total ...		10		10		10		120
			Add or deduct for rounding ...		30		30		30		133
			Total 'Vaccination' ...		5,576		5,400		5,410		5,408
			Total 'Vaccination' ...		24		...		10		...
			Total 'Vaccination' ...		5,600		5,400		5,400		6,408

(1) Increase is mainly due to the provision made for new Dispensaries and grants-in-aid to Ayurvedic Medical Institutions.

20. SANITATION AND CONSERVANCY.

	Numbers		Budget estimate 1093		Revised estimate 1092		Budget estimate 1092		Accounts 1091	
	1092	1093	Rs.	Rs.	Rs.	Rs.	Rs.	Rs.	Rs.	Rs.
	<p>A. STATE GENERAL SANITATION.</p> <p><i>Establishment—</i></p> <p>Supervisor (110), Overseer (75), Lascars 2 (8), 3 (7) ...</p> <p>Contingencies ...</p> <p>WORKS PROPER.</p> <p>1 Foreshore wall works ...</p> <p>2 Canal works ...</p> <p>3 Reclamation works ...</p> <p>Dredger ...</p> <p>Miscellaneous ...</p> <p>Works in connection with Mattancherry Town improvement scheme ...</p> <p>Total ... 40,000</p> <p>TOWN COUNCILS.</p> <p>Government contribution to Town Councils ... 72,280</p> <p>Total A. ... (1) 1,12,280</p> <p>B. RURAL SANITATION.</p> <p>4 4 Inspectors (75-2½-100) 2 (50-2½-75), (40-2-50) ... 3,144</p> <p>1 1 Draftsman (35-3-50) ... 528</p> <p>2 2 Clerks (30-2-40), (20-1-25) ... 720</p> <p>4 4 Peons (7) ... 336</p> <p>4 4 Maistries 2 (15-1-20), (10-1-15), (8) ... 672</p> <p>66 66 Sweepers and totties 36 (6) and 30 (7) ... 5,112</p> <p>Temporary establishment ... 10,512</p> <p>Travelling allowance ... 400</p> <p>Purchase of rubbish carts and bullock hire ... 1,000</p> <p>Rents, rates &c ... 120</p> <p>Lighting charges ... 2,000</p> <p>Improvements to markets and cartstands ... 5,000</p> <p>Charges for the prevention of epidemics ... 800</p> <p>Improvement of water supply ... 20,000</p> <p>Tools and plant ... 50</p> <p>Service labels ... 60</p> <p>Miscellaneous ... 600</p> <p>29,630</p> <p>Total 'B' ... 41,542</p> <p>C. WATER WORKS.</p> <p><i>Salaries—</i></p> <p>Special Water Works and Municipal Engineer Supervisor (140) ...</p> <p>Overseer (80) ...</p> <p>Head Draftsman (100) ...</p> <p>Draftsmen (60), (50) ...</p> <p>1 Head Accountant and Manager (60) ...</p> <p>1 Accountant (45) ...</p> <p>1 Head clerk (40) ...</p> <p>1 Typist (25) ...</p> <p>13 Head peon (12), peons 2 (10), 3 (9), lascars 4 (8) and 3 (7) ...</p> <p>Carried over ... 1,53,822</p>									

(1) Increase is due to the provision made for works in connection with the Mattancherry Town improvement scheme and the increase in grants sanctioned to the Town Councils.

22. STATIONERY AND PRINTING.—*cont.*

Numbers			Budget estimate 1093		Revised estimate 1092		Budget estimate 1092		Accounts 1091	
			Rs.	Rs.	Rs.	Rs.	Rs.	Rs.	Rs.	Rs.
		Brought forward ...		59,730		64,750		63,750		39,199
		2. PRINTING.								
<i>Establishment—</i>	1	1 Superintendent (30-70) ...	648							
	3	3 Clerks (25), (20), (15) ...	720							
	2	2 Accountants (20-25), (15)...	456							
		EXAMINING DEPARTMENT.								
	3	3 Proof readers (25-30), (15-20), (12) ...	696							
		COMPOSING DEPARTMENT.		2,520		2,484		2,484		2,393
	1	1 Foreman (25-30) ...	360							
	1	1 Head compositor (20-25) ...	288							
	21	21 Compositors 18 (19-2-3), (14-11-9), (12-11-9), (10-11-9) ...	4,593							
		PRESS AND MACHINE DEPARTMENT.		5,241						
1	1 Foreman (20-25) ...	288								
1	1 Driver (12-16) ...	192								
3	3 Machine minders 2 (10), (8) ...	336								
2	2 Layers 2 (8-10) ...	240								
2	2 Pressmen (8-12), (7-10) ...	264								
2	2 Ballers 2 (6) ...	144								
1	1 Proofman (7) ...	84								
2	2 Form carriers 2 (6) ...	144								
1	1 Taker off (6) ...	72								
	BINDING DEPARTMENT.		1,764							
1	1 Foreman (15-20) ...	228				9,177		9,177		
3	3 Binders (10-13), 2 (8-12) ...	428							8,333	
5	5 Boys 5 (5) ...	300								
	FOUNDRY AND CARPENTRY.		956							
1	1 Type caster (8-12) ...	144								
1	1 Carpenter (10-12) ...	144								
1	1 Stereo-typer (10) ...	120								
	ASTROLOGERS.		408							
2	2 Astrologers (20-30), (15-20) ...	600		600						
	PEONS.									
3	3 Peons (8), 2 (7) ...	264		264						
	Temporary establishment...		2,100		2,000		1,050		1,506	
<i>Allowances—</i>		Overtime fees ...	1,000		1,000		1,100		1,034	
		Travelling allowance ...	35		35		50		18	
		Cost of Printing materials... 1,000	1,000		1,700		3,500		816	
		Cost of type	
		Cost of printing at private presses	
		Purchase and repair of furniture ...	100		...		100		78	
		Cleaning charges ...	60		60		60		42	
		Telegraph charges ...	5		1		5		...	
		Postage charges ...	125		125		125		126	
		Service labels ...	800		800		800		686	
	Office expenses ...	900		900		900		883		
	Miscellaneous ...	400		400		400		403		
	Refunds ...	50		50		50		51		
			4,473		5,071		7,070		4,150	
	Total (2) ...		18,328		18,732		19,781		16,832	
	Total 1 & 2 ...		78,078		83,432		83,531		56,031	
	Add or deduct for rounding ...		22		18		31		...	
	Total 'Stationery and Printing' ...		78,100		83,500		83,500		56,081	

23. MILITARY.

	Numbers		Budget estimate 1093		Revised estimate 1092		Budget estimate 1092		Accounts 1091		
	1092	1093	Rs.	Rs.	Rs.	Rs.	Rs.	Rs.	Rs.	Rs.	
	NAIR BRIGADE.										
<i>Salaries— Establishment—</i>	1	1	Second-in-command (40-60) ...		720	720	720				
	1	1	Clerk (15-20) ...		316						
	1	1	Drill Instructor (20) ...		240						
	3	3	Jamadars 3 (25) ...		900						
	1	1	Artillery Havildar (20) ...		240						
	6	6	Havildars 6 (12) ...		864						
	6	6	Naicks 6 (10) ...		720						
	6	6	Lance Naicks 6 (9) ...		648						
	4	4	Drummers 2 (3), 2 (8) ...		408						
	4	4	Buglers 2 (2), 2 (8) ...		408						
	225	225	Sepoys 22 (9), 195 (8) ...		21,960						
	18	18	Recruits 18 (6) ...		1,996						
	3	3	Barbers 3 (7) ...		180						
	1	1	Blacksmith (6) ...		72						
	1	1	Cobbler (6) ...		72						
				28,224	28,231	28,219					
HIS HIGHNESS' BODY-GUARD.											
1	1	Jamadar (20) ...		860							
1	1	Havildar (20) ...		240							
1	1	Naick (15) ...		180							
13	13	Troopers 13 (12) ...		1,872							
10	10	Syces 10 (7) ...		840							
				3,492	2,994	3,492				2,623	
<i>Allowances—</i>		Fixed and other travelling allowances ...		2,000	2,000	2,000				2,527	
		purchase of uniforms ...		3,918	5,601	5,601				5,625	
		Feeding charges ...		4,000	4,000	4,000			4,281		
		Office expenses ...		210	210	230			201		
		Miscellaneous (a) proper ...		1,032	1,042	1,042			1,008		
		do (b) service labels ...		75	75	75			81		
				5,317	5,327	5,347				5,571	
		Total 'Nair Brigade and His Highness' Body-Guard' ...		43,671	44,923	45,372				45,821	
STATE BAND.											
<i>Establishment—</i>	1	1	Band Master (50-100) ...								
	1	1	Band Jamadar (25) ...								
	1	1	Band Havildar (21) ...								
	20	22	Musicians (20), 2 (15), 3 (17), 7 (15), 2 (14), 4 (13), 2 (12), (11), clerk's allowance (7) ...		5,5	5,429	5,364				5,525
<i>Allowances—</i>		Travelling allowance ...		1,200	1,200	1,170				1,042	
		Purchase of Band Instruments ...		1,000	750	750			1,045		
<i>Contingencies—</i>		Purchase of uniforms ...		895	166	166			793		
		Rents, rates and taxes ...		156							
		Cleaning charges ...		54	600	600			604		
		Miscellaneous ...		400							
		Service labels ...		8	9	9			7		
					2,513	1,525	1,525				2,449
		Total 'State Band' ...		9,473	8,154	8,059				9,616	
		Total ...		53,144	53,077	53,431				54,887	
		Add or deduct for rounding ...		44	23	21				...	
		Total 'Military' ...		53,100	53,100	53,400				54,897	

24. PUBLIC WORKS.

	Numbers			Budget estimate 1093		Revised estimate 1092		Budget estimate 1092		Accounts 1091	
	1092	1093		Rs.	Rs.	Rs.	Rs.	Rs.	Ra.	Rs.	Rs.
<i>Salaries</i>	1	1	Chief Engineer (600-900) plus Rs. 50, Exchange compensation allowance...	11,400							
	4	4	Assistant Engineers (300.) (250), 2 (200)	11,400							
	6	6	Overseers 2 (100), 2 (80) and 2 (75)	6,120							
	2	2	Sub-overseers 2 (45)	1,080							
	21	21	Section Superintendents 3 (40), 5 (30), 5 (20) & 8 (15)	5,850							
	1	1	Parisodhakan (30)	360							
<i>Establishment</i>	1	1	Manager (100-125)	1,410	36,240			36,240			
	6	6	Accountants (70-90), (50-70), (40-50), (30-40), (25-30) and (15-20)	3,480							
	18	18	Clerks (50-70), (40-50), (30-40), (30-35), 5 (25-30), 5 (20-25) and 4 (15-20)	6,276							
	1	1	Draftsman Supervisor (125-150)	1,740							
	7	7	Draftsmen (75-100), (50-75), (50) and 4 (35-50)	5,100							
	1	1	Surveyor (60-85)	1,020							
	1	1	Tracer (20-25) + Rs. 5 P. A.	360							
	1	1	Copyist (15-20)	228							
	1	1	Store and Record keeper (20-30)	336							
	1	1	Typist (15-25)	300							
	1	1	Attender (15)	180							
	37	37	Daffadar (10) peons 2 (8), 8 (7), Lascars 15 (7), 6 (6), Chainmen 2 (7) and Watchmen 2 (6), (5)	3,048							
	5	5	Watchmen, Hindu staff quarters 4 (5), (7)	324							
	1	1	Clock repairer (3)	96							
<i>Allowances-Contingencies</i>			Temporary establishment...		23,928				23,172		
			Travelling allowance		280						
			Rents, rates, etc.	485	15,000				15,000		
			Telegraph charges	200							
			Postal charges	60							
			Service labels	300							
			Tour charges	300							
			Cleaning charges	315							
			Office expenses	1,240							
			Miscellaneous	1,200							
			Purchase and repair of furniture	600							
			Irrigation		5,000				4,500	76,467	
			(a) Original works	13,045						61,402	
			(b) Repairs including maintenance	37,980						39,488	
			Communications								
			(a) Original works	80,975						31,704	
			(b) Repairs including maintenance	1,61,236						1,21,729	
			Buildings								
			(a) Original works	1,52,059						94,078	
			(b) Repairs	43,520						16,512	
			Petty construction & repairs	42,000						44,323	
			Miscellaneous Public Improvements								
			(a) Original	11,940						8,627	
			(b) Repairs	75						2,376	
			Tools and plant	740						1,833	
			Refunds								
			Tramway extension survey	10,251						9,848	
			Chittur irrigation project	30,000				5,33,488		8,759	
			Water works	2,300	5,88,021					4,40,879	
			Total	(2) 6,66,400		(1) 6,51,315		6,12,400		5,17,346	
			Add or deduct for rounding		19		15				
			Total 'Public Works'		6,66,400		6,51,300	6,12,400		5,17,346	

(1) Increase is due to the transfer of the allotment under 'Water Works' to the P. W. D. budget.

(2) Increase is due to the increased provision made under 'Communications', 'Buildings', 'Tramway Extension Survey' and 'Irrigation projects'.

DISBURSEMENTS

25. INTEREST.

	Numbers		Budget estimate 1093		Revised estimate 1092		Budget estimate 1092		Accounts 1091	
	1092	1093	Rs.	Rs.	Rs.	Rs.	Rs.	Rs.	Rs.	Rs.
	(1) Interest on debenture loans				37,700		41,000		37,700	
(2) Other charges										
Total Interest				37,700		41,000		37,700		36,810

26. SCIENTIFIC, ETC. DEPARTMENTS.

Establishment—	7	7	1. Geological Survey. ...		7,500		2,350		10,000		1,687
			2. Ethnography. ...		3,000		2,700		3,300		
Allowances—	9	10	3. A. Museum—								
			Curator (125-5-150), Assistant to the Curator (45), Clerk (15), Head peon (8), Peons (7), (6), Masapidy (6).	2,842		2,623		2,580		2,537	
			Travelling allowance	750		907		500		411	
Contingencies—			Other charges	2,200		2,225		1,825		1,746	
					5,792		5,755		4,905		4,694
Contingencies—	9	10	B. Zoological gardens								
			Clerk (15), Head keeper (8-10), keepers 2 (8), 2 (7), Gardeners (7), (6), Watchers 2 (7)	880		770		852		631	
			Temporary gardener (7) for 5 months	35		32		56			
			Other charges	5,025		4,477		4,000		3,397	
			Total A and B		5,940		5,279		4,902		4,028
				11,732		11,034		9,813		8,722	
			4. Miscellaneous		14,000		750		2,000		
			Total		(2)86,232		(1)16,834		25,113		10,889
			Add or deduct for rounding.		32		34		13		...
			Total 'Scientific, etc., Departments'		36,200		16,800		25,160		10,389

27. COCHIN STATE RAILWAY.

		Capital Maintenance		4,00,000		3,96,000		4,50,000		4,86,389
--	--	---------------------	--	----------	--	----------	--	----------	--	----------

28. MECHANICAL DEPARTMENT.

Salaries—	1	1	(1) Mechanical Engineer and his establishment—							
Establishment—	3	3	*Mechanical Engineer (400-600)							
			Charge allowance to the Tramway Assistant Engineer and the Chief Chauffeur	1,200		1,530		1,620		1,620
			Mechanical Supervisor (75-100), Head clerk (35-50), clerk (20-30)							
	7	7	Servants—Peons (9), (7), cleaners 2 (7), Fireman (6), Lascars (7), (6)	2,448		2,355		2,568		2,517

(1) Provision for Geological survey was not fully utilized and hence the decrease.

(2) Provision is made for expert investigation into industrial enterprises now under consideration.

*On leave without allowances.

28. MECHANICAL DEPARTMENT—cont.

Numbers			Budget estimate 1093		Revised estimate 1092		Budget estimate 1092		Accounts 1091	
			Rs.	Rs.	Rs.	Rs.	Rs.	Rs.	Rs.	Rs.
	1092 1093									
<i>Allowances—Contingencies—</i>		Travelling allowance	300		400		400		226	
		Purchase and repair of furniture								
		Telegraph charges								
		Postage								
		Service labels								
		Office expenses								
		Miscellaneous								
		Total (1)		4,125		4,435		4,798		4,451
		(2) Electric and Gas Plants—								
		(a) Maintenance of Hill Palace Electric Plant	4,100		1,500		2,000		1,26	
		(b) Do of College Gas and Electric Plants.	1,145		1,000		1,000		737	
		(c) Do of Merry Lodge Palace Electric Plant	975		498		
		Total (2)		(1) 6,220		2,998		3,000		2,001
<i>Establishment—</i>	1 1	(3) Pulsometer Pump and Boiler—								
		Fitter (30)	366		360		360		360	
		Travelling allowance	10		10		10		1	
		Contingencies	330		300		300		131	
		Total (3)		700		670		670		492
<i>Establishment—</i>	1 1	(4) Motor Roller—								
		Motor Roller Driver (35-50)								
<i>Allowances</i>	1 1	Servants—Cleaner (10-15)	576		454		600		581	
		Travelling allowance	150		150		150		104	
		Contingencies	1,650		1,200		925		997	
		Total (4)		2,376		1,804		1,675		1,682
<i>Establishment—</i>	1 1	(5) Telephone Line—								
		Linesman (10)	120		120		120		130	
		Upkeep and maintenance.	500		300		500		372	
		Total (5)		620		420		620		502
		(6) Dredger—								
		Establishment	1,586		1,590		1,716			
		Upkeep and maintenance.	2,000		2,000		2,000			
		Total (6)		3,586		3,590		3,716		
		Total		17,625		13,917		14,479		9,128
		Add or deduct for rounding		25		17		21		...
		Total Mechanical Department.		17,600		13,900		14,500		9,128

(1) Increase is due to enhanced provision made for the maintenance of the Hill Palace Electric Plant.

29. AGRICULTURE AND FISHERIES.

	Numbers			Budget estimate 1093		Revised estimate 1093		Budget estimate 1092		Accounts 1091	
	1092	1093		Rs.	Rs.	Rs.	Rs.	Rs.	Rs.	Rs.	Rs.
A. AGRICULTURE.											
Salaries—	1	1	Superintendent (150-25-250) + 25 house rent allowance...		2,700		2,625		2,400		2,325
Establishment—	6	8	Office establishment— Head clerk (30-40), clerks (35-20) and (15-20), Typist (15-25), Head peon (8), peons 2 (7), Masapidy (6) ...	1,354							
	4	9	Field staff— Inspectors (75-5-100), (50-5-75) peons 2 (7) and Fieldman 5 (15) ...	2,783		1,404		1,188		1,177	
Allowances—			Temporary establishment ...	76		1,652		1,620		1,715	
			Traveling allowance ...	2,500		2,300		2,300		2,147	
			Instruments and accessories...	200		400		400		219	
Supplies and services—			Furniture ...	100		200		150		155	
Contingencies			Tour charges ...	80		60		60		66	
			Cleaning charges ...	24		25		25		24	
			Rent, etc. ...	106		212		106		212	
			Telegraph charges ...	10		10		10		10	
			Postage charges ...	10		10		10		12	
			Service labels ...	120		110		110		113	
			Office expenses ...	80		60		60		41	
			Miscellaneous ...	(1) 1,420		800		1,315		917	
					8,713		7,243		7,354		6,808
2. Farm operations.											
Establishment—	35		a. Farm establishment— Manager (100-5-125), Assistant Manager (50-5-75) clerk (20 1-25), peons 2 (7), Gate- man (7), Maistries (20), (15), 2 (12), servants 10 (8), 10 (7), cattle servants (8), (7), (5), servants for dairy and bull (10), (8) ...	5,226		1,226					
Contingencies			b. Casual labour ...	3,000		1,500					
			c. Purchase of seeds ...	800		1,400					
			d. Purchase of manure ...	2,000		700					
			e. Purchase of cattle ...	1,000		1,500					
			f. Purchase of cattle food ...	3,000		525					
			g. Purchase of implements ...	1,500		1,000					
			h. Repair of implements ...	200		75					
			i. Rent on farm lands ...	420		425					
			j. Other charges such as sheds			1,500					
			k. Well boring operations ...								
			l. Miscellaneous ...	71,602		6,000					
			m. Poultry fowls ...								
					88,818		15,851		20,000		5,407
3. Seed and manure depots—											
			a. Establishment ...	328		900		900		892	
			b. Other charges ...			1,000		1,000		772	
					328		1,900		1,900		1,664
			4. Cattle breeding ...	1,000		750					
			5. Exhibition ...	3,000		2,580		2,500		3,497	
			6. Maintenance of public gardens—								
			a. Establishment ...	3,432		2,754		3,546		2,783	
			b. Other charges ...	7,320		10,237		9,445		4,995	
					10,752		12,991		12,991		7,778
			Reorganisation ...					3,920			
			7. Coconut experimental station ...		2,600						
			Total A. ...		(2) 1,17,911		43,940		51,065		27,479
B. FISHERIES.											
Establishment—	8	8	a. Inspector (75-5-100) clerk (25), Peons (7), (6), patrol staff (10), (8), (7), (6) ...	1,905		1,800		1,848		1,887	
			Carried over ...		1,17,911		43,940		51,065		27,479

(1) The increase is due to the provision made for the grant of a scholarship in Agriculture.

(2) The increase is due to the opening of the Central Agricultural Farm and the provision made for the land acquisition charges and the expenditure on account of the Farm buildings.

29. AGRICULTURE AND FISHERIES.—cont.

		Numbers		Budget estimate 1093		Revised estimate 1092		Budget estimate 1092		Accounts 1091	
		1092	1093	Rs.	Rs.	Rs.	Rs.	Rs.	Rs.	Rs.	Rs.
		Brought forward ...			1,17,911		43,940		51,065		27,479
Allowances— Supplies and services—	2	2	Motor boat establishment								
			Driver (15-20), Cleaner (7)...	264							
			Temporary establishment		150				25	
			b. Petrol and other accessories	1,400	2,172		1,950	1,400	1,818	1,121	1,915
			c. Remuneration to fishermen	...							
			d. Travelling allowance ...	700		700		600		616	
			e. Furniture	50	2,100		1,420		2,000		1,737
			f. Uniform	55		55		55			
			g. Rewards	50				50			
			h. Caution posts	300		1,800		1,800		1,784	
Contingencies			i. Lighting	2,000		1,800		1,600		1,384	
			j. Tour charges	60		60		60		53	
			k. Telegraph charges	2		2		2			
			l. Postage charges	2		2		2			
			m. Service lables	30		30		25		37	
			n. Office expenses	15		15		15		48	
			o. Miscellaneous	1,150		2,920		5,100		668	
			p. Purchase of books	15				25			
			q. Rent	84		84					
			Total B.		8,813		6,918		8,784		3,874
		C. AVENUES.			8,085		10,188		12,632		7,526
Establishment—	5	5	a. Establishment.								
			Maistries 5 (15)	900		900		900		940	
			b. Travelling allowance	120		20		60		60	
		c. Other charges	3,500		3,240		4,040		2,952		
		Total		4,520		4,160		5,000		3,962	
		Add or deduct for rounding...		1,30,516		58,288		68,697		38,957	
		Total 'Agriculture and Fisheries'		1,30,500		58,300		68,700		38,957	

30. MISCELLANEOUS.

Establishment—	1	1	1. DARRAR HALL.								
	2	2	Superintendent (20)	240							
			Servants 2 (6)	144		384		458		384	388
	Contingencies—			Cleaning charges	24						
			Miscellaneous	350		374		149		366	718
		Total 'Darbar Hall'...		758		607		750		1,106	
Establishment—	2	2	2. SIRKAR HORSES, CARRIAGES, ETC								
	7	7	Store keepers 2 (20)	480							
			Coachmen (25), 4 (20), 2 (15)	1,620							
	1	1	Attender (8)	96							
	3	3	Bullock coachmen 3 (8)	288							
	1	1	Farrier (15-20)	240							
	1	1	Cobbler (10)	120							
16	16	Syees (9), 15 (7)	1,368								
1	1	Supernumerary servant (7)	84		4,296		4,296		4,296	4,280	
		Carried over ...		758		607		750		1,106	

DISBURSEMENTS

30. MISCELLANEOUS.—*cont.*

	Numbers		Budget estimate 1093		Revised estimate 1092		Budget estimate 1092		Accounts 1091	
	1092	1093	Rs.	Rs.	Rs.	Rs.	Rs.	Rs.	Rs.	Rs.
			Brought forward ...		755	607	750	1,106		
<i>Allowances— Supplies, Services and Contingen- cies—</i>			Travelling allowance ...	500	490	500	557			
			Cost of feeding horses ...	7,800	7,500	7,500	6,870			
			Purchase of miscellaneous articles ...							
			Office expenses ...							
			Cleaning charges ...	(1) 9,000	5,200	5,200	8,369			
			Miscellaneous ...							
			Cost of service labels ...							
			Total 'Sirkar horses, carriages, etc.' ...	21,596	17,486	17,496	19,776			
		3. MOTOR CARS.								
<i>Establishment—</i>	1	1	Chief Chauffeur (75-100) ...	900						
	5	5	Motor car drivers 2 (35-50), (30-50), 2 (25-40) ...	2,400						
	1	1	Clerk (20) ...	235						
	7	7	Servants. Cleaners 2 (8), 4 (7), attender (7) ...	612						
<i>Allowances- Contingen- cies—</i>			Travelling allowance ...	4,147	3,508	4,308	4,099			
			Miscellaneous including service labels ...	1,090	2,093	1,000	1,898			
			Total 'Motor cars' ...	13,650	12,980	12,000	18,377			
				18,797	18,581	17,308	24,374			
		4. SIRKAR BOATS.								
<i>Establishment— Contingen- cies—</i>	2	2	Watchmen of Sirkar boats (12), (5) ...	204	204	204	199			
			Miscellaneous including the pay of the Syrang of Sirkar yachts on Rs. 15 ...	200	177	280	720			
			Total 'Sirkar Boats' ...	404	381	484	919			
		5. STATE MOTOR BOATS.								
<i>Establishment— Allowances- Contingen- cies—</i>	2	4	Motor boat drivers (20-25), (15-20), Steersmen 2 (7) ...	624	418	348	385			
			Travelling allowance ...	50	25	50	18			
			Miscellaneous ...	2,050	2,716	2,500	2,494			
			Total 'State Motor Boats' ...	2,724	3,159	2,898	2,897			
		6. SIRKAR BUILDINGS OTHER THAN PALACES AND PUBLIC OFFICES.								
		(1) Trichur Residency.—								
<i>Establishment—</i>	1	1	Superintendent (25) ...	300						
	I	1	Servant (8) ...	96	396	396	404			
<i>Contingen- cies—</i>			Purchase and repair of furniture ...							
			Cleaning charges ...	650	750	750	1,616			
			Miscellaneous ...							
		Total 'Trichur Residency' ...	1,946	1,146	1,146	2,020				
		(2) Guest House.								
<i>Establishment—</i>	1	1	Superintendent (20) ...	240						
	1	1	Servant:—Maity (10) ...	120	370	360	366			
		Carried over ...	45,279	40,214	38,936	49,072				

(1) Increase is due to the provision made for the purchase of additional horses.

30. MISCELLANEOUS.—cont.

	Numbers		Budget estimate 1093		Revised estimate 1092		Budget estimate 1092		Accounts 1091	
	1092	1093	Rs.	Rs.	Rs.	Rs.	Rs.	Rs.	Rs.	
			Brought forward ...		45,279	40,214	38,936	49,072		
Allowances- Contingen- cies—			Travelling allowance ...		40	40	50	44		
			Purchase and repair of furniture ...		448	188	248	194		
			Cleaning charges ...							
			Miscellaneous ...							
			Total 'Guest House' ...		848	598	658	604		
			(3) Vaniampara Thavalam, Chelakara Palace and Nemmara Sirkar Madhom keepers ...		24	24	66	24		
			Total Sirkar buildings other than palaces and public offices ...		1,916	1,768	1,870	2,648		
			7 Miscellaneous subscriptions and donations ...		15,000	(1) 30,600	16,000	15,968		
			8 Entertainment of State visitors ...		5,000	1,500	5,000	9,760		
			9 Maintenance of strangers and indigent persons ...		400	800	100	86		
			10 Pensionary contribution ...		7,600	7,286	6,700	6,631		
			11 Reward for the destruction of wild animals ...		50	50	50	30		
			12 Refund of lapsed deposits ...		100	100	50	87		
			13 Miscellaneous and unforeseen charges ...		6,000	(2) 1,12,600	6,000	29,512		
			14 Contribution to Provident Fund	1,802	100	...		
		Total ...		81,847	1,95,120	74,806	1,13,794			
		Add or deduct for rounding ...		47	20	6	...			
		Total 'Miscellaneous' ...		81,800	1,95,100	74,800	1,13,794			

31. PAYMENT TOWARDS SINKING FUND.

Payment towards Sinking Fund
----------------------------------	-----	-----	-----	-----

32. DEPOSITS.

			1. (a) Civil Court deposits etc. ...				4,75,619
			(b) Revenue do ...	5,50,000	5,00,000	5,50,000	
			(c) Criminal courts do ...	1,10,000	1,00,000	80,000	1,99,090
			(d) Security do ...				
			(e) P. W. Contribution ...				
			(f) Personal deposits ...	50,000	0,000	30,000	36,560
			Total ...	7,10,000	6,50,000	6,60,000	7,11,269
			2. DEVASWAMS.				
Salaries—	1	1	Superintendent (250-400) ...	4,440			
			Carried over ...	7,10,000	6,50,000	6,60,000	7,11,269

- (1) Increase is due to the payment of a further subscription of Rs. 15,000 in aid of the Madras War Fund.
 (2) Increase is due to the tour of His Highness to Delhi.

32. DEPOSITS.—cont.

Establishment—	Numbers		Budget estimate 1093		Revised estimate 1092		Budget estimate 1092		Accounts 1091	
	1092	1093	Rs.	Rs.	Rs.	Rs.	Rs.	Rs.	Rs.	Rs.
				7,10,000		6,50,000		6,60,000		7,11,269
			Brought forward ... SUPERINTENDENT'S OFFICE ESTABLISHMENT.							
11	14			5,280						
	7	7		684						
	5	4		4,020						
			ESTABLISHMENT OF DEVASWAM SUBORDINATE OFFICES.							
	36			6,924						
	24			3,996						
	23			2,640						
	12			3,420						
	4			528						
	95			5,964						
				60						
			OTHER ESTABLISHMENTS.							
	39			3,906						
				41,862		43,121		42,300		
				1,94,910		1,94,910		1,94,810		
				55,000		55,100		56,000		
				2,650		2,000		2,800		
				5,000		5,172		5,900		
				7,039		7,332		7,400		
				1,42,471		1,182,962		39,763		
				12,575		13,750		13,710		
				6,642		6,571		6,456		
				1,567		827		997		
				45		48		48		
				150		153		250		
				8,76,345		2,61,346		3,69,434		
				9,231		8,999		8,990		
				3,85,736		3,76,336		3,78,424		7,88,667
				86		26		24		
				3,85,700		3,76,300		3,78,400		7,88,667
				10,95,700		10,20,900		10,38,400		14,99,936

(1) Decrease in the revised estimate is due to the fact that certain works provided for in the budget could not be taken up in the current year and increase in the budget of 1093 is due to provision made for works not taken up in 1092.

DISBURSEMENTS

35. INVESTMENTS.

	Budget estimate 1093	Revised estimate 1092	Budget estimate 1092	Accounts 1091
	Rs	Rs.	Rs.	Rs.
Investments of Sirkar money	...	6,13,700	...	33,250

36. STATE LOANS.

State loans	.. (1) 10,00,000	70,000
-------------	------------------	--------	-----	-----

37. DEPARTMENTAL BALANCES.

Departmental balances	...	4,000	4,000	4,000	5,424
-----------------------	-----	-------	-------	-------	-------

(1) Provision is made for the repayment of the debenture loan falling due in 1093.

DISBURSEMENTS

Statement showing capital expenditure on account of the Cochin State Railway up to the end of the first eight months of 1992.

Year	Gross capital expenditure	Refunds, sale proceeds of E class lands, etc.	Net expenditure	Remarks
1	2	3	4	5
1075	20,74,298	9,265	20,65,033	
1076	26,68,821	8,258	26,60,563	
1077	16,35,077	14,520	16,20,557	
1078	1,04,195	7,293	96,902	
1079	2,96,915	41	2,86,874	
1080	80,818	311	80,507	
1081	49,503	1,837	47,671	
1082	26,977	188	26,789	
1083	85,561	10,688	77,876	
1084	14,433	..	14,433	
1085	6,749	20,912	-14,163	
1086	19,546	3,708	15,838	
1087	43,178	22,006	21,172	
1088	35,073	14,302	20,770	
1089	14,428	12,575	1,853	
1090	7,759	8,545	-786	
1091	1,26,998	20,365	1,06,633	
1092 (for 8 months)	3,705	14,890	-11,185	
Total ..	72,87,041	1,70,204	71,16,837	

Statement of receipts and maintenance expenditure on account of the Cochin State Railway, credited and debited to accounts up to the end of the first eight months of 1992.

Year	Gross receipts	Working expenses including Company's share of profits	Net receipts	Percentage of working expenses to gross receipts	Remarks
1	2	3	4	5	6
1078	1,34,845	61,546	73,299	45.64	
1079	3,52,964	1,57,111	1,95,853	44.61	
1080	19,92,783	2,02,376	1,90,407	51.52	
1081	3,56,945	2,25,550	1,61,395	58.29	
1082	3,91,378	2,35,639	1,55,639	60.22	
1083	4,17,179	2,81,428	1,35,751	67.46	
1084	4,44,076	2,45,773	1,98,303	55.34	
1085	5,18,338	2,55,366	2,62,972	49.26	
1086	5,62,461	3,06,941	2,55,520	49.35	
1087	6,00,960	3,14,523	2,86,437	52.53	
1088	7,84,954	4,12,379	3,72,575	52.53	
1089	6,59,639	3,80,370	2,79,269	57.66	
1090	6,68,795	3,96,083	2,72,707	59.22	
1091	6,24,023	3,80,256	3,13,767	54.93	
1092 (for 8 months)	3,62,193	1,88,305	1,78,888	50.61	
Total ..	73,71,533	40,38,701	33,32,832		

Statement of loans raised and repaid since the year 1075 M. E.

Year	Loans raised	Loans repaid	Remarks
1	2	3	4
1075 (1899-1900)	1,20,000	30,000	
1076 (1900-1901)	12,72,275	3,75,000	
1077 (1901-1902)	3,00,000	..	
1078 (1902-1903)	7,01,449	1,00,000	
1079 (1903-1904)	5,22,676	2,55,000	
1080 (1904-1905)	2,63,600	2,00,000	
1081 (1905-1906)	..	35,000	
1082 (1906-1907)	2,25,000	5,30,000	
1083 (1907-1908)	1,40,000	..	
1084 (1908-1909)	
1085 (1909-1910)	
1086 (1910-1911)	..	10,00,000	
1087 (1911-1912)	
1088 (1912-1913)	
1089 (1913-1914)	
1090 (1914-1915)	
1091 (1915-1916)	
1092 (1916-1917)	70,000	170,000	
Total ..	33,25,000	26,25,000	

* This is not a real loan but exhibits only a portion of the Palace Fund that remained merged in the State surplus in the National Bank.

DISBURSEMENTS

Statement showing the details of the portion of General Balances proposed to be held in securities at the end of 1933.

Nature and description of securities held for each account or fund	Opening balance of 1933	Proposed to be added during the year	Proposed to be withdrawn during the year	Closing balance	Remarks
State balance in the Trichur Timber and Saw Mills	2,00,000	2,00,000	
State balance in Bank fixed Deposits	13,24,560	..	2,96,000	10,28,560	
State balance in Sitaram Spinning and Weaving Mills, Trichur	20,000	..	4,000	16,000	
State balance in Vaniampara Rubber Company, Trichur	35,000	35,000	
Sinking Fund in 4% Debentures	57,000	..	57,000	..	
Do in Bank fixed deposits	6,31,396	..	6,31,396	..	
Total	22,67,956	..	9,88,396	12,79,560	

SINKING FUND

(a) Opening balance at the beginning of 1933 held in securities	}	4 per cent Debenture bonds purchased	Rs.	57,000
		Investments in Bank fixed deposits	"	6,31,396
		Total (a)	"	6,88,396
Receipts.				
(b) Payment towards the fund from the general revenues in 1933			"	..
		Total of (a) and (b)	"	6,88,396
Payments.				
(c) Payments out of the fund in repayment of liabilities in 1933			"	..
(d) Closing balance held in securities	}	4 per cent Debenture bonds purchased	"	57,000
		Investments	"	6,31,396
		Total	"	6,88,396
		Total of (c) and (d)	"	6,88,396

Statement of salaries due on 1st Chingam 1933 to officers drawing progressive salaries.

No.	Designation of appointment	Scale				Actual on 1st Chingam 1933 according to C. S. R.	Remarks
		Mini- mum in- cre- ment	Mini- mum	Maxi- mum	Mini- mum		
<i>Land Revenue Department.</i>							
1	Diwan Peishkar	...	350	50	850	700	
2	Manager, Diwan Peishkar's office	...	70	4	90	90	
3	Typist do	...	15	2	25	25	
4	Do do	...	15	2	25	23	
5	Superintendent of Land Records	...	150	10	200	200	
6	State Surveyor, Land Record Superintendent's office	...	50	5	75	70	
7	Do do	...	50	5	75	65	
8	Draftsman do	...	35	2	45	41	
9	Computer do	...	25	1	30	29	
10	Head clerk do	...	45	1	50	48	
11	Second clerk do	...	20	1	25	24	
12	Camp clerk do	...	15	1	20	19	
13	Record keeper do	...	15	1	20	19	
14	Printer do	...	12	1	15	14	
15	Minor Irrigation Overseer	...	50	5	75	65	
16	Assistant shroff, Cochin-Kanayanur Taluk office	...	20	2	30	26	
17	Do Do	...	15	1	20	17	
18	Do Trichur Taluk office	...	15	1	20	20	
<i>Agricultural and Fisheries Department.</i>							
19	Superintendent of Agriculture and Fisheries	...	150	20	250	200	
20	Head clerk	...	30	2	40	30	
21	Clerk	...	25	1	30	25	
22	Do	...	15	1	20	15	
23	Typist	...	15	2	25	17	
24	Manager, Farm staff	...	100	5	125	100	
25	Assistant Manager do	...	50	5	75	50	
26	Clerk do	...	20	1	25	20	
27	Inspector, Field staff	...	75	5	100	90	
28	Do do	...	50	5	75	55	
<i>Co-operative Credit Societies.</i>							
29	Inspector, Co-operative Societies	...	35	3	50	35	
30	Typist do	...	15	2	25	21	
<i>Excise Department.</i>							
31	Superintendent of Excise Revenue	...	500	50	800	800	
32	Assistant Superintendent of Excise Revenue	...	200	20	300	300	
33	Manager, office of the Superintendent of Excise Revenue	...	70	4	90	82	The 4th in- crement of Rs. 4 falls due on 1-9-93
34	Typist do do	...	15	2	25	25	
35	1st grade Inspector of Excise Revenue	...	80	4	100	100	
36-38	2nd do do	...	65	3	80	80	do
39	Do do do	...	65	3	80	77	
40-41	3rd do do	...	50	3	65	65	do
42	Assistant to the Trichur Distillery Officer	...	30	3	45	42	The 5th in- crement of Rs. 3 falls due on 1-9-93
43	Warehouse Officer	...	50	3	65	50	The 1st in- crement falls due on 1-7-93
<i>Stamp Department.</i>							
44	Superintendent of Stamps	...	100	10	150	150	
45	Head clerk, Stamp Superintendent's office	...	35	3	50	50	
46	2nd clerk	...	30	2	40	36	
47	3rd clerk	...	25	1	30	28	
48	4th clerk	...	20	1	25	23	
49	Store clerk	...	30	2	40	36	
50	Attender	...	12	1	15	13	
<i>Customs Department.</i>							
51	Signaller, Sea Customs	...	15	1	20	20	
<i>Forest Department.</i>							
52	Conservator of Forests	...	550	60	850	850	
53	Assistant Conservator	...	200	20	300	300	
54	Depot Superintendent and Working Plan Officer	...	150	10	200	160	

No.	Designation of appointment	Scale			Actual on 1st Chingain 1093 according to C. S. R.	Remarks
		Mini- mum	Incre- ment	Maxi- mum		
55	Ranger, 1st grade	100	5	125	115	
56	Do 2nd grade	75	5	100	100	
57	Do 3rd do	60	3	75	69	
58	Do do	60	3	75	60	
59	Sheristadar, Conservator's office	75	5	100	100	
60	Head Accountant	50	4	70	66	
61	2nd do	40	2	50	48	
62	3rd do	30	2	40	36	
63	4th do	25	1	30	26	
64	5th do	20	1	25	21	
65	6th do	15	1	20	20	
66	7th do	15	1	20	20	
67	Draftsman	30	2	40	40	
68	Typist	15	2	25	25	
<i>Tramway Department.</i>						
69	Manager	70	4	90	90	
70	2nd clerk	25	2	45	41	
71	3rd clerk	25	1	30	28	
72	Typist	15	2	25	25	
73	Draftsman	35	3	50	50	
74	Assistant Engineer	250	10	300	300	
75	Public Works Inspector, 1st grade	80	6	110	110	
76	Do 2nd grade	60	4	80	80	
77	Do do	60	4	80	80	
78	Foreman	75	5	100	90	
79	Traffic clerk	15	1	20	19	
80	Depot store keeper	35	3	50	35	
<i>Registration Department.</i>						
81	Superintendent of Registration	150	20	250	250	
82	Typist, Superintendent's office	15	2	25	25	
83—90	8 Head clerks, Registry offices	20	1	25	24	Each
91—92	2 do do	20	1	25	23	do
93—95	3 do do	20	1	25	22	do
96	One Head clerk do	20	1	25	21	
97—98	2 do do	20	1	25	20	do
99—106	8 Second clerks do	15	1	20	19	do
107—110	4 do do	15	1	20	18	do
111—112	2 do do	15	1	20	16	do
<i>Anchal Department.</i>						
113	Superintendent of Anchal	150	10	200	200	
114	Auditor, Anchal Superintendent's office	25	1	30	28	
115	Accountant do	20	1	25	21	
116	Mail Overseer do	15	1	20	18	
<i>Huzur Secretariat.</i>						
117	Secretary to the Diwan	250	30	400	370	
118	Chief Superintendent	75	5	100	100	
119	Head clerk, Revenue Department	65	1	70	70	
120	Clerk, Land Revenue Section	35	3	50	50	
121	Do do	30	2	40	36	
122	Do do	25	1	30	28	
123	Do do	25	1	30	28	
124	Typist do	25	1	30	30	
125	Clerk, Separate Revenue Section	35	3	50	50	
126	Do do	30	2	40	36	
127	Do do	25	1	30	28	
128	Typist do	15	2	25	25	
129	Clerk, Devaswam Section	35	3	50	47	
130	Do do	30	2	40	30	
131	Do do	25	1	30	28	
132	Head clerk, Public Works Department	55	1	60	58	
133	Clerk do	35	3	50	50	
134	Do do	30	2	40	36	
135	Do do	30	2	40	36	
136	Do do	25	1	30	28	
137	Typist do	15	2	25	25	
138	Head clerk, Judicial Department	50	1	55	53	
139	Clerk do	35	3	50	50	
140	Do do	30	2	40	38	
141	Typist do	15	2	25	25	
142	Head clerk, Local and Legislative Department	60	1	65	64	
143	2nd do do	35	3	50	50	
144	3rd do do	30	2	40	36	
145	4th do do	30	2	40	36	

No.	Designation of appointment	Scale		Actual on 1st August 1935 according to C. S. R.	Remarks
		Min-imum Inve-ment	Maxi-mum		
146	Clerk, Local and Legislative Department.	25	1	30	26
147	Do do	20	1	25	22
148	Do do	20	1	25	23
149	Typist do	15	2	25	21
150	Confidential clerk	50	4	70	70
151	Oranganur do	30	2	40	36
152	Record keeper, Record Section	30	2	40	38
153	Assistant do	25	1	30	28
154	Do do	20	1	25	22
155	Central Record clerk	25	1	30	28
156	Diwan's confidential clerk	60	5	85	85
157	Duffadar	15	1	20	20
158	Peon	9	1	12	12
159	Do	9	1	12	12
160	Do	9	1	12	12
161	Do	9	1	12	12
162	Do	9	1	12	11½
163	Do	9	1	12	11½
164	Do	9	1	12	11½
165	Do	9	1	12	12
166	Do	9	1	12	12
167	Havildar	12	1	15	15
<i>Comptroller's office.</i>					
168	Comptroller of Accounts	300	50	550	550
169	Senior Assistant Comptroller	150	10	200	200
170	Junior Assistant Comptroller	120	6	150	150
171	Superintendent	100	4	120	100
172	Senior Auditor	80	4	100	96
173	Auditor	60	4	80	80
174	Do	60	4	80	60
175	Do	40	4	60	60
176	Do	40	4	60	56
177	Do	40	4	60	52
178	Do	40	4	60	40
179	Do	20	2	40	40
180	Do	30	2	40	38
181	Do	30	2	40	38
182	Do	25	1	30	29
183	Do	25	1	30	30
184	Do	25	1	30	28
185	Do	20	1	25	21
186	Do	20	1	25	24
187	Do	20	1	25	24
188	Do	15	1	20	19
189	Do	15	1	20	19
190	Do	15	1	20	20
191	Do	15	1	20	20
192	Record-keeper	15	1	20	20
193	Typist	15	2	25	25
<i>Sarvadhikariakar's office.</i>					
194	Sarvadhikariakar	200	20	300	300
195	Confidential clerk	50	4	70	70
196	Head clerk	35	3	50	47
197	Second clerk	20	2	30	30
198	Typist	15	2	25	25
199	Record-keeper	20	1	25	21
<i>Special Palace Officer's office.</i>					
200	Special Palace officer	100	10	150	150
201	Head clerk and Accountant	20	1	25	21
202	Second clerk	12	1	15	12
<i>Law Department.</i>					
203	Government Advocate and Law Officer	300	20	300	300
204	Second clerk, Government Advocate's office	15	1	20	18
<i>Civil Judicial Department.</i>					
205	Registrar, Chief Court	150	20	250	250
206	Manager do	80	4	100	100
207	Short-hand Typist do	25	2	35	31
208	Typist do	15	2	25	25
209	Sheristadar, Anjikkaimal District Court	50	4	70	70

Biennial

No.	Designation of appointment	Scale			Actual on 1st Chingam 1933 according to C. S. R.	Remarks
		Mini- mum	Incre- ment	Maxi- mum		
210	Typist, Anjikamal District Court	15	2	25	25	
211	Sheris tadar, Trichur District Court	50	4	70	66	
212	Typist do	15	2	25	25	
<i>Magisterial Department.</i>						
213	District Magistrate	300	20	400	400	
214	Typist, District Magistrate's Court	15	2	25	25	
215-218	4 Head clerks, Sub-Magistrate's Court	20	1	25	23	Each
219	1 Head clerk, Sub-Magistrate's Court	20	1	25	22	
220	Do do	20	1	25	21	
221-223	3 Second clerks do	15	1	20	17	do
224-225	2 do do	15	1	20	16	do
226	1 do do	15	1	20	15	
227	Typist Examiner, First class Magistrate's Court	15	1	20	17	
<i>Central Jail.</i>						
228	Superintendent	125	5	150	150	
229	Jailor	75	5	100	90	
230	Assistant Jailor	30	3	45	39	
231	Industrial Instructor	25	1	30	28	
232	Clerk	20	1	25	23	
233	Sub-Assistant Surgeon in charge	35	3½	70	59½	
<i>Police Department.</i>						
234	Superintendent of Police	425	65	750	750	
235	2nd clerk, Head office	30	2	40	40	
236	Finger Print clerk	25	4	45	45	
237	Motor Boat driver	15	1	20	17	
238	Division Inspector, 1st grade	150	10	200	180	
239	Do 2nd grade	125	5	150	140	
240	Do 3rd grade	100	5	125	110	
241	Senior Prosecuting Inspector	75	5	100	95	
242	Head quarter Inspector	75	5	100	90	
243	Junior Prosecuting Inspector	50	5	75	75	
244	1 Sub-Inspector, I grade	50	2	60	60	
245-246	2 do do	50	2	60	58	Each
247	1 do do	50	2	60	56	
248	1 do do	50	2	60	52	
249	1 do II grade	40	2	50	48	
250-251	2 do do	40	2	50	46	Each
252	1 do do	40	2	50	44	
253	1 do do	40	2	50	40	
254	1 do III grade	30	2	40	40	
255-256	2 do do	30	2	40	38	do
257	1 do do	30	2	40	36	
258-259	2 do do	30	2	40	34	do
260	1 do do	30	2	40	32	
261-262	2 do do	30	2	40	30	do
263	Chief Head Constable	26	2	30	20	River Police
264	Gymnastic Instructor	15	1	20	20	
<i>Education Department.</i>						
265	Director of Education	750	30	900	900	
266	Principal, Ernakulam College	450	30	600	450	
267	Senior Lecturer do	250	10	300	300	
268	2nd do do	200	10	250	240	
269	3rd do do	150	10	200	190	
270-271	4th and 5th Lecturers do	125	5	150	145	
272	6th Lecturer do	100	5	125	115	Each
273	Tutor do	75	5	100	75	
274	Chief Inspector of Schools	250	30	400	400	
275	Deputy Inspector, 1st grade	150	5	175	175	
276	do 2nd do	125	5	150	150	
277	Head master, Training School	150	10	200	200	
278	Do Technical School	150	10	200	200	
279-280	2 Head masters, 1st grade	150	5	175	175	do
281	1 do 2nd do	125	5	150	135	
282	1 do 3rd do	100	5	125	125	
283	1 do do	100	5	125	125	
284	1 do do	100	5	125	110	
285	Head mistress, V. J. G. L. and I. School	200	5	300	300	
286	1st Assistant Mistress do	150	10	200	190	
287	Supervising Mistress do	100	10	150	150	
288-293	6 3rd grade teachers, U. S. D.	75	5	100	100	do
294	1 do do	75	5	100	95	
295	1 do do	75	5	100	90	

No.	Designation of appointment	Scale			Amount on 1st Chicago 1907 assessment to C. R.	Remarks
		Minimum	Maximum	Minimum		
296-299	4 2nd grade teachers U. S. D.	60	9	70	70	Each
300-303	4 do do do	60	9	70	68	do
304-305	2 do do do	60	9	70	64	do
306-310	5 1st grade teachers do	50	2	60	60	do
311	1 do do do	50	2	60	58	do
312-315	4 do do do do	50	2	60	54	do
316-321	6 do do do	53	2	60	52	Each two Female teachers 3rd grade L. S. D. drawing next higher grade
322-327	6 3rd grade teachers L. S. D.	40	2	50	50	Each
328-329	2 do do do	40	2	50	48	do
330-334	5 do do do do	40	2	50	46	do
335-342	8 do do do do	40	2	50	42	Each two Female teachers 2nd grade L. S. D. drawing next higher grade
343-346	4 do do do	40	2	50	40	Each
347-354	8 2nd grade teachers do	35	1	40	40	do
355-359	4 do do do	35	1	40	37	do
359-364	6 do do do do	35	1	40	36	do
365-371	7 do do do do	35	1	40	35	do
372-375	4 1st grade teachers do	30	1	35	35	do
376-380	5 do do do do	30	1	35	34	do
381-385	5 do do do do	30	1	35	35	Each One Female teacher of 5th grade P. D. drawing next higher grade
386-391	6 do do do	30	1	35	33	do
392-400	9 do do do do	30	1	35	31	do
401-408	8 do do do do	30	1	35	30	Each
409-420	12 5th grade teachers, Primary Department A. V.	25	1	30	30	do
421-428	8 do do do do	25	1	30	29	do
429-439	11 do do do do	25	1	30	28	do
440-446	7 do do do do	25	1	30	27	Each One Female teacher of 4th grade drawing next higher grade
447-459	13 do do do	25	1	30	26	
460-487	28 do do do do	25	1	30	25	
488-498	11 4th grade do	20	1	25	25	
499-508	10 do do do do	21	1	25	24	
509-521	13 do do do do	20	1	25	23	
522-530	9 do do do do	20	1	25	22	
531-542	12 do do do do	20	1	25	21	
543-568	26 do do do do	20	1	25	20	Each
569-582	14 3rd grade do	15	1	20	20	
583-588	6 do do do do	15	1	20	19	
589-602	14 do do do do	15	1	20	18	
603-619	17 do do do do	15	1	20	17	
620-643	24 do do do do	15	1	20	16	
644-670	27 do do do do	15	1	20	15	
671	1 2nd grade do	12	2	15	15	
672-676	5 do do do do	12	2	15	14	
677-678	2 do do do do	12	2	15	14	
679-695	17 do do do do	12	2	15	13	
696-718	23 do do do do	12	2	15	13	
719-746	28 do do do do	12	2	15	13	
747-798	52 do do do do	12	2	15	12	
799-815	17 4th grade, Vernacular Primary Department	18	3	20	20	
816-823	8 do do do do	18	3	20	19	
824-834	11 do do do do	18	3	20	19	
835-837	3 do do do do	18	3	20	18	
838-846	9 do do do do	18	3	20	18	Each
847-854	8 3rd grade do	15	3	18	18	
855-864	10 do do do do	15	3	18	17	
865-876	12 do do do do	15	3	18	17	
877-880	4 do do do do	15	3	18	16	
881-889	9 do do do do	15	3	18	16	
890-898	9 do do do do	15	3	18	15	
899-906	8 do do do do	15	3	18	15	
907-921	15 2nd grade do	12	3	15	15	
922-939	15 do do do	12	3	15	14	

No.	Designation of appointment	Scale			Actual on 1st Chingam 1923 according to C. S. R.	Remarks
		Minimum	Incre-ment	Maximum		
940-948	9 2nd grade Vernacular Primary Department	12	1	15	14	Each
949-963	15 do do	12	1	15	13 ¹ / ₂	
964-978	15 do do	12	1	15	13	
979-993	15 do do	12	1	15	12 ¹ / ₂	
994-1001	8 do do	12	1	15	12	
1002-1024	23 1st grade do do	10	1	12	12	
1025-1043	19 do do	10	1	12	11 ¹ / ₂	
1044-1080	37 do do	10	1	12	11	
1081-1105	25 do do	10	1	12	10 ¹ / ₂	
1106-1131	16 do do	10	1	12	10	
1132	Senior Sanskrit Pandit, Ernakulam College	45	3	60	60	
1123	do Malayalam do do	45	3	60	51	
1124	Junior Sanskrit do do	30	2	40	40	
1125	do Malayalam do do	30	2	40	30	
1126	Gymnastic Instructor do do	20	1	25	25	
1127	Assistant do do	15	1	20	18	
1128	Drawing master do do	20	2	30	30	
1129	Head clerk do do	30	2	40	34	
1130	Second clerk do do	15	1	20	18	
1131	Librarian do do	10	1	15	15	
1132	Mechanic do do	15	1	20	19	
1133	Attender do do	12	1	14	14	
1134	do do do	10	1	12	12	
1135	do do do	8	1	10	10	
1136	Daffadar do do	7	1	10	10	
1137	Peon do do	6	1	8	7 ¹ / ₂	
1138	1 Sanskrit Pandit do do	25	3	40	40	
1139-1140	2 do do do	25	3	40	34	Each
1141	1 do do do	25	3	40	33	
1142	1 do do do	25	3	40	31	
1143-1144	2 do do do	25	2	25	25	Each
1145	1 do do do	15	2	25	19	
1146-1148	3 do do do	15	2	25	17	do
1149-1153	5 do do do	15	2	25	15	do
1154-1156	3 Malayalam Pandits do do do	15	3	30	30	do
1157	1 do do do	15	3	30	24	
1158	1 do do do	15	3	30	17	
1159-1164	6 Drill Instructors do do do	15	1	20	20	do
1165-1167	3 do do do	15	1	20	19	do
1168	1 do do do	15	1	20	18	
1169	1 do do do	15	1	20	17	
1170-1171	2 Drawing masters do do	20	1	25	25	do
1172	1 do do do	20	1	25	23	
1173-1174	2 do do do	20	1	25	22	do
1175-1176	2 do do do	15	1	20	20	do
1177-1179	3 do do do	15	1	20	19	do
1180-1181	5 do do do	15	1	20	18	do
1185	1 do do do	15	1	20	17	
1186-1188	3 do do do	10	1	15	15	do
1189-1190	2 do do do	10	1	15	12	do
1191-1196	6 do do do	10	1	15	11	do
1197-1199	3 Music teachers do do do	15	1	20	20	do
1200	1 do do do	15	1	20	18	
1201	1 do do do	15	1	20	16	
1202-1222	21 do do do	10	1	15	15	do
1223-1236	14 do do do	10	1	15	14	do
1237-1246	10 do do do	10	1	15	13	do
1247	1 do do do	10	1	15	11	
1248	1 do do do	10	1	15	10	
1249-1250	2 Needlework Mistresses do do	15	1	20	20	do
1251-1252	2 do do do	15	1	20	19	do
1253	1 do do do	15	1	20	18	
1254-1255	2 do do do	10	1	15	15	do
1256	1 do do do	10	1	15	14	
1257-1259	3 do do do	10	1	15	13	do
1260-1278	19 do do do	10	1	15	12	do
1279-1302	24 do do do	10	1	15	11	do
1303	1 do do do	10	1	15	10	
1304-1305	2 School clerks do do	15	2	25	23	do
1306-1307	2 do do do	15	2	25	21	do
1308	1 do do do	15	2	25	19	
1309	1 do do do	15	2	25	17	
1310	First Assistant, Training School	80	5	100	95	
1311	Second do do	70	2	80	74	
1312	Third do do	60	2	70	70	
1313	Supervising Mistress	70	2	80	76	
1314	Kindergarten teacher	50	2	60	60	
1315	Agricultural and Hygiene teacher	50	2	60	56	

No.	Designation of appointment	Scale			Actual on 1st August 1934 according to C. S. R.	Remarks
		Mini- mum	Incre- ment	Maxi- mum		
1316	Music teacher	30	2	40	36	
1317	Drawing master	30	2	40	36	
1318	Malayalam Pandit	20	2	30	20	
1319	Drill Instructor	20	1	25	24	
1320	Needlework mistress	15	1	20	20	
1321	Kindergarten assistant	15	1	20	20	
1322	Teacher Form III	50	2	60	58	
1323	do do II	40	2	50	46	
1324	do do I	35	1	40	38	
1325	do Class IV	30	1	35	33	
1326	do do III	25	1	30	26	
1327	do Class II A	20	1	25	21	
1328	do do II B	20	1	25	23	
1329	do do I A	15	1	20	16	
1330	do do I B	15	1	20	18	
1331	do do Infant	12	1	15	14	
1332	Clerk	15	2	25	23	
1333	1 Sanskrit Pandit, V. J. G. L. and I school	25	3	40	25	
1334	1 Malayalam Pandit do	15	3	30	30	
1335	1 Music Mistress do	20	2	30	24	
1336	1 Drawing master do	20	1	25	23	
1337	1 Needlework Mistress do	15	1	20	20	
1338	1 do do	15	1	20	20	
1339	1 clerk do	15	2	25	19	
1340	1 Teacher for lace making do	30	2	40	38	
1341	1 do do do	30	2	40	34	
1342	1 Music teacher do	25	1	30	27	
1343	1 Embroidery teacher do	20	2	30	30	
1344	1 do do	20	2	30	28	
1345	1 Drawing master do	20	2	30	26	
1346	1 Needle work mistress do	15	1	20	20	
1347	Senior Sloyd teacher G. T. C. and I. school	60	4	80	80	
1348	Junior do	50	2	60	60	
1349	1 Teacher Electroplating	15	1	20	20	
1350	1 do Bell metal	10	1	15	15	
1351	1 do Mat making	10	1	15	15	
1352	1 do Rattan and bamboo	10	1	15	15	
1353	1 Teacher blacksmithy	15	1	20	20	
1354	1 do Weaving	15	1	20	20	
1355	1 do Carpentry	25	1	30	30	
1356	1 do Carving	25	1	30	30	
1357-1358	2 Commercial teachers	40	4	60	54	Each
1359	1 Art Instructor	50	2	60	50	
1360	1 do	40	2	50	46	
1361	1 Drawing and Sloyd teacher	30	2	40	34	
1362	1 Literary teacher	25	1	30	26	
1363	1 do	20	1	25	20	
1364	1 Drawing master	20	2	30	24	
1365	1 Drill Instructor	15	1	20	20	
1366	1 Head clerk	20	2	30	30	
1367	1 Second do	10	1	15	11	
1368	Clerk, S. S. L. C. Board	30	2	40	40	
1369	Manager, Director's office	70	4	90	90	
1370	Typist do	15	2	25	25	
1371	Attender, Chief Inspector's office	10	1	15	10	
1372	1 Head clerk, Deputy do	25	1	30	26	
1373	1 do do	25	1	30	25	
1374	1 Second clerk do	15	1	20	17	
1375	1 do do	15	1	20	15	
1376	1 Head clerk Inspectress' office	25	1	30	30	
1377	1 Second clerk do	15	1	20	16	
<i>Medical Department.</i>						
1378	Chief Medical and Sanitary officer	550	50	800	800	
1379	Civil Surgeon	300	40	500	460	
1380	Special Assistant to the Chief Medical and Sanitary officer	200	30	350	200	
	Lady Doctor	100	10	200	200	
1381	Assistant Surgeon I grade	150	20	250	250	
1382	do do II grade	100	10	150	130	
1383	do do do	100	10	150	100	
1384	Sub Assistant Surgeon I grade	70	33	100	92½	
1385	do do do	70	33	100	88½	
1386	do do do	70	33	100	85	
1387	do do do	70	33	100	81½	
1388	do do do	70	33	100	77½	
1389	do do do	70	33	100	73½	
1891-1393	3 do do do	70	33	100	70	Each
1394	Sub Assistant Surgeon I grade	70	33	100	92½	Cranganur
1395	Veterinary S. A. Surgeon I grade	70	6	100	100	



	Designation of appointment	Scale			Actual on 1st Chingam 1933 according to C. S. R.	Remarks
		Mini-mum	Incre-ment	Maxi-mum		
1396—1397	2 Veterinary Sub Assistant Surgeons II grade	50	4	70	70	Each
1398	1 do do II grade	50	4 $\frac{1}{2}$	70	66	
1399	S. A. Surgeon II grade	50	2 $\frac{1}{2}$	75	67 $\frac{1}{2}$	do
1400—1402	3 do do	50	2 $\frac{1}{2}$	75	52 $\frac{1}{2}$	
1403—1408	S. A. Surgeon II grade	35	3 $\frac{1}{2}$	70	66 $\frac{1}{2}$	do
1404—1406	3 do do	35	3 $\frac{1}{2}$	70	63	
1407—1408	2 do do	35	3 $\frac{1}{2}$	70	59 $\frac{1}{2}$	do
1409	1 do do	35	3 $\frac{1}{2}$	70	56	
1410	1 do do	35	3 $\frac{1}{2}$	70	52 $\frac{1}{2}$	do
1411—1412	2 do do	35	3 $\frac{1}{2}$	70	45 $\frac{1}{2}$	
1413	1 do do	35	3 $\frac{1}{2}$	70	42	Kuriarkutty
1414—1416	3 do do	35	3 $\frac{1}{2}$	70	35	
" 1417	Matron	35	4	70	50	Each
1418—1419	2 Matrons	50	4	70	30	
1420	Matron	25	1	30	25	do
1421—1422	2 Nurses	25	1	30	21	
1423—1424	2 do	20	1	25	20	do
1425	Midwife	20	1	25	25	
1426	Clerk	40	2	50	50	Palaces
1427	do	25	1	30	29	
1428	do	15	1	20	20	Each
1429—1430	2 Clerks	15	1	20	16	
1431	Typist	15	2	25	25	do
1432—1436	5 Compounders	12	1	20	18	
1437—1444	8 do	12	1	20	17	do
1445—1446	2 do	12	1	20	16	
1447	1 Compounder	12	1	20	15	Cranganur
1448	1 do	12	1	20	14	
1449	1 do	12	1	20	13	Kuriarkutty
1450	1 Compounder	12	1	20	18	
1451	1 do	12	1	20	16	Each
1452	1 do	12	1	20	20	
1453—1455	3 Compounders	15	1	20	13	Each
1456	1 Compounder	15	1	20	16	
1457	1 do	15	1	20	18	Vety. Dept.
1458	1 do	12	1	20	16	
1459	1 do	12	1	20	14	do
1460	1 do	12	1	20	14	
1461	Superintendent. Leper Asylum	25	1	30	29	
<i>Vaccination.</i>						
1462	Clerk	15	1	20	20	Each
1463—1467	5 Vaccinators	15	1	20	19	
1468	Vaccinator	15	1	20	18	do
1469	do	15	1	20	15	
1470—1473	4 do	15	1	20	14	do
1474—1475	2 do	12	1	15	13	
1476	do	12	1	15		
<i>Sanitation.</i>						
1477	Clerk	30	2	40	38	Each
1478	do	20	1	25	22	
1479	Draftsman	35	3	50	44	do
1480	Inspector	75	2 $\frac{1}{2}$	100	85	
1481	do	50	2 $\frac{1}{2}$	75	75	do
1482	do	50	2 $\frac{1}{2}$	75	60	
1483	do	40	2	50	42	Each
1484—1485	2 Maistries	15	1	20	18	
1486	Maistry	10	1	15	12	
<i>Stationery and Printing Department.</i>						
1487	Superintendent Government Press	50	4	70	54	do
1488	Head Accountant	20	1	25	23	
1489	Head Examiner	25	1	30	28	do
1490	Composing Foreman	25	1	30	30	
1491	Head Compositor	20	1	25	24	do
1492	Printing Foreman	20	1	25	24	
1493	Proof Reader	15	1	20	18	

No.	Designation of appointment	Scale				Actual on 1st February 1933 according to C. S. 28	Remarks
		Mini- mum	Incre- ment	Maxi- mum			
1494	Engine Driver	12	1	16	16		
1495	Binding Foreman	15	1	20	19		
1496	Type Castor	8	1	12	12		
1497	Carpenter	10	3	12	12		
1498	Astrologer	20	2	30	30		
1499	do	15	1	20	20		
1500-1501	2 layers on	6	1	10	10	Each	
1502	Pressman	8	1	12	11		
1503	do	7	1	10	10		
1504	Binder	10	1	13	13		
1505	do	8	1	12	12		
1506	do	8	1	12	10½		
<i>Military Department.</i>							
1507	Second in command	40	4	60	60		
1508	Clerk	15	1	20	18		
1509	Band Master	80	10	100	100		
<i>Public Works Department.</i>							
1510	Chief Engineer	600	60	900	900	Already draws Rs. 900	
1511	Granganur Overseer	45	3	60	60	do Rs. 60	
1512	Manager, Chief Engineer's office	100	5	125	120		
1513	Head Accountant do	70	4	90	90	do Rs. 90	
1514	2nd do	50	4	70	66		
1515	3rd do	40	2	50	48		
1516	4th do	30	2	40	38		
1517	5th do	25	1	30	29		
1518	6th Accountant	15	1	20	19		
1519	Head clerk	50	4	70	66		
1520	2nd do	40	2	50	48		
1521	3rd do	30	2	40	38		
1522	4th do	30	1	35	34		
1523	5th do	25	1	30	29		
1524	6th do	25	1	30	29		
1525	7th do	20	1	25	24		
1526	8th do	15	1	20	19		
1527	Store and Record keeper	20	2	30	28		
1528	Typist	15	2	25	25		
1529	Draftsman Supervisor	125	5	150	145		
1530	Head Draftsman	75	5	100	100		
1531	2nd do	50	5	75	75		
1532	Surveyor	60	5	85	85		
1533	Tracer	20	1	25	25	The present incumbent draws a per- sonal allow- ance of Rs. 5	
1534	Copyist	15	1	20	19		
1535-1537	3 clerks, Divisional office	25	1	30	29	Each	
1538-1541	4 do do	20	1	25	24	do	
1542-1544	3 do do	15	1	20	17, 18 & 19	do	
1545-1548	4 Draftsman	35	3	50	50	do	
<i>Scientific etc. Departments.</i>							
1549	Curator, State Museum	135	5	150	150		
1550	Head keeper	8	1	10	8		
<i>Mechanical Department.</i>							
1551	Mechanical Engineer	400	50	600		Vacant	
1552	Head clerk	35	3	50	50		
1553	Second clerk	20	2	30	30		
1554	Mechanical Supervisor	75	3	100	75		
1555	Motor Roller Driver	35	3	50	35		
1556	do cleaner	10	1	15	13		

No.	Designation of appointment	Scale			Actual on 1st Chingam 1938 according to C. S. R.	Remarks	
		Mini- mum	Incre- ment	Maxi- mum			
<i>Miscellaneous.</i>							
1557	Farrier, Sirkar Stables	...	15	1	20		
1558	Chief Chauffeur	...	75	5	100	Vacant	
1559	Driver	...	35	3	50	50	
1560	do	...	35	3	50	44	
1561	do	...	30	4	50	50	
1562-1563	2 drivers	...	25	3	40	28	Each
1564	Boat Driver	...	20	1	25	23	
1565	do	...	15	1	20	15	
<i>Devaswam Department.</i>							
1566	Superintendent of Devaswams	...	250	30	400	370	Vacant
1567	First grade Inspector	...	90	2	100	90	
1568	First grade Inspector	...	90	2	100	90	
1569	Second grade Inspector	...	80	2	90	80	Vacant
1570	Third grade Inspector	...	60	3	75	75	
1571	Manager, Devaswam Superintendent's office	...	70	5	100	70	Vacant
1572	Typist do	...	20	1	25	25	
1573	Computer do	...	20	1	25	20	
1574	Head clerk, Trichur group	...	30	1	35	30	Vacant
1575	do Tiruvilwamala	...	30	1	35	30	do
<i>Palace Department.</i>							
1576	Senior Pandit, Palace Girls' school	...	16	2	25	25	
1577	First Assistant do	...	12	2	20	20	
1578	Second Assistant do	...	10	1	15	15	
1579	Junior Music teacher	...	10	1	15	15	
1580	Drawing teacher	...	25	1	30	26	
1581	Accountant, Eduvaippu	...	8	1	12	12	
1582	Midwife	...	20	1	25	25	
1583	Superintendent, Tullocks gardens	...	35	1	30	30	
1584	do Springfield palace	...	20	2	30	22	
1585	Attender	...	5	1	7	7	